


ACUITY'S CENTRAL CANADA

DISTRIBUTION CENTRE STOCK GUIDE 2024



















AcuityBrands 

Including: Lithonia Lighting®, Juno®, SensorSwitch™ and nLight®



Canada Stock Guide

Table of Contents

	Residential Downlighting	3-7
	Decorative Residential	8-9
	Commercial Downlighting	9-10
	Troffers	11
	Panels	12-13
	Strips	14-15
	Vapour Tights	16
	Wraps	16
	Commercial Track Lighting	17-18
	Commercial Outdoor	19-23
	Industrial	24-26
	Life Safety	27-28
	nLight AIR Controls	29
	nLight Wired Controls	30-32
	Standalone Controls	32-34
	Field Programmable Drivers	34



Juno® Residential Downlighting

Product	Part Number	CI Code	UPC	Description	Contractor Select	DN Price
	2LEDDRIVER G2 10LM MVOLT ZT	*243TW9	661209585134	JUNO RECESSED 2IN DRIVER,GENERATION 2,1000 NOMINAL LM,MULTI-VOLT,0-10V DIMMING DRIVER		
	2NCMF	*241Y5R	661209390509	NEW CONSTRUCTION MOUNTING FRAME		
	4BEMW SWW5 90CRI M6	*266XR2	194994160519	4IN JUNO E SERIES BAFFLE RETROFIT DOWNLIGHT,SWITCHABLE CCT, 2700K,3000K,3500K,4000K,AND 5000K,90+ CRI,MASTER PACK OF 6		
	4RLD G4 06LM 30K 90CRI 120 FRPC WWH M6	*269W XK	194994892472	4IN JUNO RETROFIT ADJUSTABLE,GENERATION 4,600 NOMINAL LM,3000K,90+ CRI,120V,FORWARD/REVERSE PHASE CUT,WHITE,WHITE TRIM RING,MASTER PACK OF 6		
	4RLD G4 09LM 30K 90CRI 120 FRPC WWH M6	*269WYY	194994892854	4IN JUNO RETROFIT ADJUSTABLE,GENERATION 4,900 NOMINAL LM,3000K,90+ CRI,120V,FORWARD/REVERSE PHASE CUT,WHITE,WHITE TRIM RING,MASTER PACK OF 6		
	4SEM W SWW5 90CRI M6	*266XR6	194994160496	4IN JUNO E SERIES SMOOTH RETROFIT DOWNLIGHT,SWITCHABLE CCT,2700K,3000K, 3500K,4000K,AND 5000K,90+ CRI,MASTER PACK OF 6		
	65BEMW HL SWW5 90CRI M6	*2678XY	194994244950	6IN JUNO E SERIES BAFFLE RETROFIT DOWNLIGHT,HIGH LM,SWITCHABLE CCT, 2700K,3000K,3500K,4000K, AND 5000K,90+ CRI,MASTER PACK OF 6		
	65BEMW SWW5 90CRI M6	*266XRC	194994160564	6IN JUNO E SERIES BAFFLE RETROFIT DOWNLIGHT,SWITCHABLE CCT,2700K,3000K, 3500K,4000K,AND 5000K,90+ CRI,MASTER PACK OF 6		
	65SEM W SWW5 90CRI M6	*269MV6	194994825197	6IN JUNO E SERIES SMOOTH RETROFIT DOWNLIGHT,SWITCHABLE CCT,2700K,3000K, 3500K,4000K,AND 5000K,90+ CRI,MASTER PACK OF 6		
	JPDZ4 DC ALO10 SWW5WD 90CRI 120 FRPC WWH M6	*2717E2	194995205622	JUNO PODZ 4IN LED DOWNLIGHTS,DOWNLIGHT CONE TRIM,SWITCHABLE LUMENS,700LM,1000LM, AND 1200LM,SWITCHABLE CCT,2700K,3000K, 3500K,4000K,5000K + WARM DIM (2850),90+ CRI,120V,FORWARD/REVERSE PHASE CUT,WHITE,WHITE TRIM RING,MASTER PACK OF 6		
	JPDZ4JB RDB1 WWH M6	*275K52	196182210761	JUNO PODZ 4IN TRIM AND REMODEL JUNCTION BOX,ROUND DOWNLIGHT BAFFLE 120V,WHITE,WHITE TRIM RING,MASTER PACK OF 6		
	JPDZ6JB RDB1 WWH M6	*275KFV	196182213083	JUNO PODZ 6IN TRIM AND REMODEL JUNCTION BOX,ROUND DOWNLIGHT BAFFLE 120V,WHITE,WHITE TRIM RING,MASTER PACK OF 6		
	JPDZRMJBX 120 FRPC M6	*268SFG	194994609117	JUNO PODZ UNIVERSAL REMODEL JUNCTION BOX (FOR 4IN, 5IN, 6IN),120V,FORWARD/ REVERSE PHASE CUT,MASTER PACK OF 6		
	JSBC 5IN 30K 90CRI WH M6	*2608P3	193048340167	JUNO SLIMBASICS SURFACE MOUNT - ROUND,5IN,3000K,90CRI,WHITE FINISH,MASTER PACK OF 6		



Juno® Residential Downlighting

Product	Part Number	CI Code	UPC	Description	Contractor Select	DN Price
	QC4 J6	*277E1P	196182645167	QUICK CONNECT 4IN LED NEW CONSTRUCTION DOWNLIGHT, JOB PACK OF 6		
	RB4 SWW5 MW M6	*2781U3	196182809736	RETROBASICS DOWNLIGHT TRIM KIT, SWITCHABLE LED WHITE, 4IN BAFFLE, SWITCHABLE CCT, 2700K, 3000K, 3500K, 4000K, AND 5000K, MATTE WHITE, MASTER PACK OF 6		
	RB4A SWW5 MW M6	*278RF7	196182971563	RETROBASICS DOWNLIGHT ADJUSTABLE TRIM KIT, SWITCHABLE LED WHITE, 4IN BAFFLE, SWITCHABLE CCT, 2700K, 3000K, 3500K, 4000K, AND 5000K, MATTE WHITE, MASTER PACK OF 6		
	RB4AC RGBW MW M6	*277650	196182598685	4IN RETROBASIC CONNECT RGBW ADJUSTABLE DOWNLIGHT, DYNAMIC COLOUR RED GREEN BLUE WHITE, MATTE WHITE, MASTER PACK OF 6		
	RB4SC RGBW MW M6	*27764S	196182598630	4IN RETROBASIC CONNECT SMART RGBW SMOOTH DOWNLIGHT, DYNAMIC COLOUR RED GREEN BLUE WHITE, MATTE WHITE, MASTER PACK OF 6		
	RB56 SWW5 MW M6	*2781RK	196182808999	RETROBASICS DOWNLIGHT TRIM KIT, SWITCHABLE LED WHITE, 5/6IN BAFFLE, SWITCHABLE CCT, 2700K, 3000K, 3500K, 4000K, AND 5000K, MATTE WHITE, MASTER PACK OF 6		
	RB56A SWW5 MW M6	*278REX	196182971471	RETROBASICS DOWNLIGHT ADJUSTABLE TRIM KIT, SWITCHABLE LED WHITE, 5/6IN BAFFLE, SWITCHABLE CCT, 2700K, 3000K, 3500K, 4000K, AND 5000K, MATTE WHITE, MASTER PACK OF 6		
	WF2 DREG B ALO25 SWW5 90CRI 120 MW M6	*284U54	197589570779	2IN WAFER LED DOWNLIGHT, DEEP REGRESSED, BAFFLE, SWITCHABLE LUMENS - 500, 700 AND 900 NOMINAL LUMENS, SWITCHABLE CCT, 2700K, 3000K, 3500K, 4000K, AND 5000K, 90+ CRI, 120V, MATTE WHITE, MASTER PACK OF 6		
	WF2 DREG SM ALO25 SWW5 90CRI 120 MW M6	*284U59	197589570816	2IN WAFER LED DOWNLIGHT, DEEP REGRESSED, SMOOTH, SWITCHABLE LUMENS - 500, 700 AND 900 NOMINAL LUMENS, SWITCHABLE CCT, 2700K, 3000K, 3500K, 4000K, AND 5000K, 90+ CRI, 120V, MATTE WHITE, MASTER PACK OF 6		
	WF2 RD ALO25 SWW5 90CRI 120 MW M6	*284U51	197589570755	2IN WAFER LED DOWNLIGHT, ROUND, SWITCHABLE LUMENS - 500, 700 AND 900 NOMINAL LUMENS, SWITCHABLE CCT, 2700K, 3000K, 3500K, 4000K, AND 5000K, 90+ CRI, 120V, MATTE WHITE, MASTER PACK OF 6		
	WF4 ADJ SWW5 90CRI MW M6	*279GLN	196183148025	4IN WAFER-THIN LED DOWNLIGHT, ADJUSTABLE TRIM, SWITCHABLE CCT, 2700K, 3000K, 3500K, 4000K, AND 5000K, 90+ CRI, MATTE WHITE, MASTER PACK OF 6		
	WF4 ALO19 SWW5 90CRI MVOLT MW M6	*283AS0	197589217445	4IN WAFER-THIN LED DOWNLIGHT, SWITCHABLE LUMENS - 700LM, 1000LM, AND 1100LM, SWITCHABLE CCT - 2700K, 3000K, 3500K, 4000K, AND 5000K, 90+ CRI, MULTI-VOLT, MATTE WHITE, MASTER PACK OF 6		
	WF4 ALO19 SWW5 90CRI MW M6	*282KKF	197589041057	4IN WAFER-THIN LED DOWNLIGHT, SWITCHABLE LUMENS, 700LM, 1000LM, AND 1100LM, SWITCHABLE CCT, 2700K, 3000K, 3500K, 4000K, AND 5000K, 90+ CRI, MATTE WHITE, MASTER PACK OF 6		





Juno® Residential Downlighting

Product	Part Number	CI Code	UPC	Description	Contractor Select	DN Price
	WF4 DREG B ALO19 SWW5 90CRI MW M6	*282KLN	197589041361	4IN WAFER-THIN LED DOWNLIGHT, DEEP REGRESSED, BAFFLE, SWITCHABLE LUMENS, 700LM, 1000LM, AND 1100LM, SWITCHABLE CCT, 2700K, 3000K, 3500K, 4000K, AND 5000K, 90+ CRI, MATTE WHITE, MASTER PACK OF 6		
	WF4 REG SWW5 90CRI MW M6	*266XH7	194994158523	4IN WAFER-THIN LED DOWNLIGHT, REGRESSED, SWITCHABLE CCT, 2700K, 3000K, 3500K, 4000K, AND 5000K, 90+ CRI, MATTE WHITE, MASTER PACK OF 6		
	WF4 SWW5 90CRI MB M6	*2678SR	194994243595	4IN WAFER-THIN LED DOWNLIGHT, SWITCHABLE CCT, 2700K, 3000K, 3500K, 4000K, AND 5000K, 90+ CRI, MATTE BLACK, MASTER PACK OF 6		
	WF4 SWW5 90CRI MW M6	*2678S7	194994243465	4IN WAFER-THIN LED DOWNLIGHT, SWITCHABLE CCT, 2700K, 3000K, 3500K, 4000K, AND 5000K, 90+ CRI, MATTE WHITE, MASTER PACK OF 6		
	WF4C RD TUWH MW M6	*26844U	194994450634	4IN LED TUNABLE WHITE CONNECTED WAFER DOWNLIGHT, ROUND, TUNABLE WHITE, MATTE WHITE, MASTER PACK OF 6		
	WF4GR MW JZ	*268FWE	194994529187	4IN WAFER ROUND GOOF RING, MATTE WHITE, JOB PACK, NO QUANTITY FACTORY CHOICE		
	WF6 ALO20 SWW5 90CRI MVOLT MW M6	*283ARU	197589217360	6IN WAFER-THIN LED DOWNLIGHT, SWITCHABLE LUMENS - 800LM, 1050LM, AND 1300LM, SWITCHABLE CCT - 2700K, 3000K, 3500K, 4000K, AND 5000K, 90+ CRI, MULTI-VOLT, MATTE WHITE, MASTER PACK OF 6		
	WF6 ALO20 SWW5 90CRI MW M6	*282KL5	197589041194	6IN WAFER-THIN LED DOWNLIGHT, SWITCHABLE LUMENS, 800LM, 1050LM, AND 1300LM, SWITCHABLE CCT, 2700K, 3000K, 3500K, 4000K, AND 5000K, 90+ CRI, MATTE WHITE, MASTER PACK OF 6		
	WF6 DREG B ALO20 SWW5 90CRI MW M6	*282KLX	197589041415	6IN WAFER-THIN LED DOWNLIGHT, DEEP REGRESSED, BAFFLE, SWITCHABLE LUMENS, 800LM, 1050LM, AND 1300LM, SWITCHABLE CCT, 2700K, 3000K, 3500K, 4000K, AND 5000K, 90+ CRI, MATTE WHITE, MASTER PACK OF 6		
	WF6 REG SWW5 90CRI MW M6	*266XHN	194994158660	6IN WAFER-THIN LED DOWNLIGHT, REGRESSED, SWITCHABLE CCT, 2700K, 3000K, 3500K, 4000K, AND 5000K, 90+ CRI, MATTE WHITE, MASTER PACK OF 6		
	WF6 SWW5 90CRI MB M6	*2678TF	194994243809	6IN WAFER-THIN LED DOWNLIGHT, SWITCHABLE CCT, 2700K, 3000K, 3500K, 4000K, AND 5000K, 90+ CRI, MATTE BLACK, MASTER PACK OF 6		
	WF6 SWW5 90CRI MW M6	*2678T5	194994243731	6IN WAFER-THIN LED DOWNLIGHT, SWITCHABLE CCT, 2700K, 3000K, 3500K, 4000K, AND 5000K, 90+ CRI, MATTE WHITE, MASTER PACK OF 6		
	WF6C RD TUWH MW M6	*26844V	194994450641	6IN LED TUNABLE WHITE CONNECTED WAFER DOWNLIGHT, ROUND, TUNABLE WHITE, MATTE WHITE, MASTER PACK OF 6		
	WF6GR MW JZ	*268FWG	194994529231	6IN WAFER ROUND GOOF RING, MATTE WHITE, JOB PACK, NO QUANTITY FACTORY CHOICE		
	WF8 SWW5 90CRI MW M6	*2678TV	194994243915	8IN WAFER-THIN LED DOWNLIGHT, SWITCHABLE CCT, 2700K, 3000K, 3500K, 4000K, AND 5000K, 90+ CRI, MATTE WHITE, MASTER PACK OF 6		



Juno® Residential Downlighting

Product	Part Number	CI Code	UPC	Description	Contractor Select	DN Price
	WF8643 PAN R6	*277S64				
	WF8643 PAN R6	*277S64	196182740572	PAN,RESALE PACK OF 6		
	WF8643 PAN U	*264W3R	191848296028	PAN,UNIT PACK		

Lithonia Lighting® Residential Downlighting




Product	Part Number	CI Code	UPC	Description	Contractor Select	DN Price
	WF3 LED 30K MW M6	*236VG1	889804672763	3IN WAFER-THIN LED DOWNLIGHT,LED,3000K,MATTE WHITE,MASTER PACK OF 6		
	WF4 LED 27K30K35K 90CRI MW M6	*264T2L	191848253403	4IN WAFER-THIN LED DOWNLIGHT,LED,SWITCHABLE WHITE,90+CRI,MATTE WHITE,MASTER PACK OF 6		
	WF4 LED 30K40K50K 90CRI BN M6	*264T3G	191848253854	4IN WAFER-THIN LED DOWNLIGHT,LED,SWITCHABLE WHITE,90+CRI,BRUSHED NICKEL,MASTER PACK OF 6		
	WF4 LED 30K40K50K 90CRI MW M6	*264T2W	191848253557	4IN WAFER-THIN LED DOWNLIGHT,LED,SWITCHABLE WHITE,90+CRI,MATTE WHITE,MASTER PACK OF 6		
	WF4 PAN R12	*245JMM	190887488494	4IN WAFER-THIN LED DOWNLIGHT,PAN,RESALE PACK OF 12		
	WF6 LED 27K30K35K 90CRI MW M6	*264T3H	191848253861	6IN WAFER-THIN LED DOWNLIGHT,LED,SWITCHABLE WHITE,90+CRI,MATTE WHITE,MASTER PACK OF 6		
	WF6 LED 30K40K50K 90CRI MW M6	*264T3R	191848253946	6IN WAFER-THIN LED DOWNLIGHT,LED,SWITCHABLE WHITE,90+CRI,MATTE WHITE,MASTER PACK OF 6		
	WF6 PAN R12	*245JNL	190887488913	6IN WAFER-THIN LED DOWNLIGHT,PAN,RESALE PACK OF 12		



Juno® Residential Lighting - Incandescent

Product	Part Number	CI Code	UPC	Description	Contractor Select	DN Price
	IC22	*250AB2	661209700216	6IN INCANDESCENT NEW CONSTRUCTION IC HOUSING		
	SMPLT4	*244TE4	661209073105	4IN SMASH PLATE		
	TC1	*245ACA	661209700193	4IN INCANDESCENT NEW CONSTRUCTION NON-IC HOUSING		
	TC2CN	*239A13	661209015211	6IN INCANDESCENT NEW CONSTRUCTION NON-IC HSG CANADA ONLY		
	TC2R	*240A20	661209017970	6IN INCANDESCENT REMODEL NON-IC HSG		
	V4IC W	*245GLR	661209272058	VULITE 4IN IC NEW CONSTRUCTION,PUSH-IN ELECTRICAL CONNECTORS		
	VB6	*245GN3	661209098153	VAPOUR BARRIER HOUSING THROUGH 6IN		

Lithonia Lighting® Residential Lighting - Incandescent

Product	Part Number	CI Code	UPC	Description	Contractor Select	DN Price
	L3 GSKT R6	*228G9C	888791458145	4 IN AIR-TIGHT,IC/NON-IC HOUSING,FOAM GASKETING,AIDS IN AIR-TIGHT INSTALLATION,RESALE PACK OF 6		
	L3 R6	*122H7U	745973345313	4 IN AIR-TIGHT,IC/NON-IC HOUSING,RESALE PACK OF 6		
	3B1W R24	*161RKP	745975234264	4 IN WHITE BAFFLE TRIM,RESALE PACK OF 24		
	L5 R6	*122H7N	745973345160	5 IN AIR-TIGHT,IC/NON-IC HOUSING,RESALE PACK OF 6		
	L7X U	*122H7M	745973345139	6 IN AIR-TIGHT,IC/NON-IC HOUSING,UNIT PACK		



Lithonia Lighting® Decorative Residential

Product	Part Number	CI Code	UPC	Description	Contractor Select	DN Price
	FMLRL 11 14840 M4	*216CM8	753573687405	LOW PROFILE ROUND LED FLUSH MOUNT,11IN,80 CRI,4000K,MASTER PACK OF 4		
	FMLRL 14 20840 M4	*216CMA	753573687412	LOW PROFILE ROUND LED FLUSH MOUNT,14W T5,80 CRI,4000K,MASTER PACK OF 4		
	FMMCL 18 840 PIR M4	*231JH5	888791964974	CLOSET LIGHT,18IN,4000K,PASSIVE INFRARED,MASTER PACK OF 4		
	FMMCL 840 PIR M4	*231U35	745971128925	CLOSET LIGHT,4000K,PASSIVE INFRARED,MASTER PACK OF 4		
	FMML 13 830	*228AYT	888791432961	VERSI LITE LED FLUSH MOUNT,13IN,3000K		
	FMMLS 7 SWW2 M6	*2600V7	193048277456	VERSI LED FLUSH MOUNT WITH SWITCHABLE WHITE,7IN,SWITCHABLE CCT,3000K, 4000K,AND 5000K,MASTER PACK OF 6		
	FMVCCLS 24IN MVOLT 30K35K40K 90CRI BN M6	*2525KG	191848780770	CONTEMPORARY CYLINDER VANITY WITH SWITCHABLE WHITE,2FT NOMINAL,MULTI-VOLT,SELECTABLE COLOR TEMPERATURE,90CRI,BRUSHED NICKEL,MASTER PACK OF 6		

Juno® Decorative Residential

Product	Part Number	CI Code	UPC	Description	Contractor Select	DN Price
	JSBC 7IN 30K 90CRI WH M6	*2608R0	193048340389	JUNO SLIMBASICS SURFACE MOUNT - ROUND,7IN,3000K,90CRI,WHITE FINISH,MASTER PACK OF 6		
	JSBT 4IN 30K 90CRI WL MW M6	*271W06	194995365364	JUNO SLIMBASICS TAPERED SURFACE MOUNT - ROUND,4IN,3000K,90+ CRI,ENVIRONMENT,MATTE WHITE,MASTER PACK OF 6		
	JSBT 4IN SWW2 90CRI WL MW M6	*275HYF	196182201585	JUNO SLIMBASICS TAPERED SURFACE MOUNT - ROUND,4IN,SWITCHABLE CCT - 3000K,4000K,AND 5000K,90+ CRI,ENVIRONMENT,MATTE WHITE,MASTER PACK OF 6		
	JSBT 6IN 30K 90CRI WL MW M6	*271W07	194995365388	JUNO SLIMBASICS TAPERED SURFACE MOUNT - ROUND,6IN,3000K,90+ CRI,ENVIRONMENT,MATTE WHITE,MASTER PACK OF 6		
	JSBT 6IN SWW2 90CRI PIR MW M6	*275HYM	196182201639	JUNO SLIMBASICS TAPERED SURFACE MOUNT - ROUND,6IN,SWITCHABLE CCT, 3000K,4000K,AND 5000K,90+ CRI,PIR,MATTE WHITE,MASTER PACK OF 6		
	JSBT 6IN SWW2 90CRI WL MW M6	*275HYK	196182201622	JUNO SLIMBASICS TAPERED SURFACE MOUNT - ROUND,6IN,SWITCHABLE CCT,3000K,4000K,AND 5000K,90+ CRI,ENVIRONMENT,MATTE WHITE, MASTER PACK OF 6		
	JSBTADPTR 4IN CNDA M50	*2816JW	196183559289	JUNO SLIMBASICS 4IN CANADIAN JBOX ADAPTER,4IN,CANADA,MASTER PACK OF 50		
	JSBTTRIM 4IN BL M6	*2816JG	196183559159	JUNO SLIMBASICS TRIM,4IN,BLACK, MASTER PACK OF 6		
	JSBTTRIM 4IN BZ M6	*2816JM	196183559210	JUNO SLIMBASICS TRIM,4IN,BRONZE, MASTER PACK OF 6		
	JSBTTRIM 6IN BL M6	*2816JR	196183559234	JUNO SLIMBASICS TRIM,6IN,BLACK, MASTER PACK OF 6		
	JSBTTRIM 6IN BZ M6	*2816JT	196183559258	JUNO SLIMBASICS TRIM,6IN,BRONZE, MASTER PACK OF 6		



Juno® Decorative Residential

Product	Part Number	CI Code	UPC	Description	Contractor Select	DN Price
	FMLR 11IN SWW5 90CRI WBT M4	*281R2M	196183681843	11 INCH ROUND, LED, SWITCHABLE, FLUSH MOUNT, 11IN, SWITCHABLE CCT, 2700K, 3000K, 3500K, 4000K, AND 5000K, 90+ CRI, WHITE AND BLACK TRIM RING, MASTER PACK OF 4		
	JSBT 4IN 30K 90CRI WL MW BRKT M6	*2846NY	197589423044	JUNO SLIMBASICS TAPERED SURFACE MOUNT- ROUND, 4IN, 3000K, 90+ CRI, ENVIRONMENT, MATTE WHITE, BRACKET, MASTER PACK OF 6		
	JSBT 4IN SWW2 90CRI WL MW BRKT M6	*2846XN	197589425062	JUNO SLIMBASICS TAPERED SURFACE MOUNT- ROUND, 4IN, SWITCHABLE CCT, 3000K, 4000K, AND 5000K, 90+ CRI, ENVIRONMENT, MATTE WHITE, BRACKET, MASTER PACK OF 6		
	JSF 13IN 18LM 30K 90CRI MVOLT ZT WH M6	*259ER1	191723065435	JUNO SLIMFORM SURFACE MOUNT DOWNLIGHTS - ROUND, 13IN, 1800 NOMINAL LM, 3000K, 90+ CRI, MULTI-VOLT, 0-10V DIMMING DRIVER, WHITE, MASTER PACK OF 6		

Gotham® Commercial Downlighting

Product	Part Number	CI Code	UPC	Description	Contractor Select	DN Price
	EVO4 AR LSS TRIM U	*2638JW	193048642834	EVO 4IN ROUND DOWNLIGHT, CLEAR REFLECTOR, SEMI-SPECULAR, TRIM, UNIT PACK		
	EVO4 AR LSS TRW TRIM U	*2638TK	193048645026	EVO 4IN ROUND DOWNLIGHT, CLEAR REFLECTOR, SEMI-SPECULAR, WHITE PAINTED TRIM RING, TRIM, UNIT PACK		

Indy® Commercial Downlighting



Product	Part Number	CI Code	UPC	Description	Contractor Select	DN Price
	HBTL	*244A9G	633044003456	25IN TRU-LOCK GRID CEILING BAR HANGERS, PAIR		

Lithonia Lighting® Commercial Downlighting

Product	Part Number	CI Code	UPC	Description	Contractor Select	DN Price
	LBR SDT 347V to 240V 30VA KIT	*271LL8	194995297993	347V STEP-DOWN TRANSFORMER, STEP-DOWN TRANSFORMER 277V TO 120V		
	LBR SDT 347V to 240V 70VA KIT	*271LLC	194995298020	347V STEP-DOWN TRANSFORMER, STEP-DOWN TRANSFORMER 277V TO 120V		
	LBR4 ALO2 SWW1 AR LSS MWD MVOLT UGZ QDS	*269MKU	194994822912	LBR 4IN ROUND NEW CONSTRUCTION AND RETROFIT HOUSING, SWITCHABLE LUMENS, 1000LM, 1500LM, AND 2000LM, SWITCHABLE CCT, 3000K, 3500K, 4000K, AND 5000K, CLEAR, SEMI-SPECULAR, MEDIUM WIDE (1.0 S/MH), MULTI-VOLT, UNIVERSAL DIMMING TO 10% 0-10V, QUICK DISCONNECT PLUGS		
	LBR4AR LSS TRIM	*268JX1	194994555155	LBR 4IN ROUND CLEAR TRIM, SEMI-SPECULAR, TRIM		
	LBR6 07LM 40K AR LSS MWD 347 UGZ	*281RRH	196183687012	LBR 6IN ROUND NEW CONSTRUCTION AND RETROFIT HOUSING, 750 LUMENS, 4000K, CLEAR, SEMI-SPECULAR, MEDIUM WIDE (1.0 S/MH), 347V, UNIVERSAL DIMMING TO 10% 0-10V		



Lithonia Lighting® Commercial Downlighting

Product	Part Number	CI Code	UPC	Description	Contractor Select	DN Price
	LBR6 ALO2 SWW1 AR LSS MWD MVOLT UGZ QDS	*269MUS	194994825081	LBR 6IN ROUND NEW CONSTRUCTION AND RETROFIT HOUSING, SWITCHABLE LUMENS, 1000LM, 1500LM, AND 2000LM, SWITCHABLE CCT, 3000K, 3500K, 4000K, AND 5000K, CLEAR, SEMI-SPECULAR, MEDIUM WIDE (1.0 S/MH), MULTI-VOLT, UNIVERSAL DIMMING TO 10% 0-10V, QUICK DISCONNECT PLUGS		
	LBR6AR LSS TRIM	*268KV5	194994563013	LBR 6IN ROUND CLEAR TRIM, SEMI-SPECULAR, TRIM		
	LBR6PFW	*269LAH	194994812777	LBR 6 ROUND PLASTER FRAME WITH J-BOX AND 18 CONDUIT		
	LBR8 10LM 40K AR LSS MWD 347 UGZ	*281C36	196183593481	LBR 8IN ROUND NEW CONSTRUCTION AND RETROFIT HOUSING, 1000 LUMENS, 4000K, CLEAR, SEMI-SPECULAR, MEDIUM WIDE (1.0 S/MH), 347V, UNIVERSAL DIMMING TO 10% 0-10V		
	LBR8 ALO2 SWW1 AR LSS MWD MVOLT UGZ QDS	*269N5N	194994827757	LBR 8IN ROUND NEW CONSTRUCTION AND RETROFIT HOUSING, SWITCHABLE LUMENS, 1000LM, 1500LM, AND 2000LM, SWITCHABLE CCT, 3000K, 3500K, 4000K, AND 5000K, CLEAR, SEMI-SPECULAR, MEDIUM WIDE (1.0 S/MH), MULTI-VOLT, UNIVERSAL DIMMING TO 10% 0-10V, QUICK DISCONNECT PLUGS		
	LBR8AR LSS TRIM	*268L5F	194994565628	LBR 8IN ROUND CLEAR TRIM, SEMI-SPECULAR, TRIM		
	LO4 AR LSS TRIM	*239R3N	745972691343	LDN4 ROUND OPEN TRIM, CLEAR, SEMI-SPECULAR, TRIM		
	LO4 AR TRW LSS TRIM	*240KKR	190887177466	LDN4 ROUND OPEN TRIM, CLEAR, WHITE PAINTED FLANGE, SEMI-SPECULAR, TRIM		
	LO6 AR LSS TRIM	*239R45	745972691619	LDN6 ROUND OPEN TRIM, CLEAR, SEMI-SPECULAR, TRIM		
	LO6 AR TRW LSS TRIM	*240GV7	190887144048	LDN6 ROUND OPEN TRIM, CLEAR, WHITE PAINTED FLANGE, SEMI-SPECULAR, TRIM		
	LO6 WR TRIM	*240J64	190887157048	LDN6 ROUND OPEN TRIM, WHITE PAINTED, TRIM		
	LW4 AR LSS TRIM	*240JVL	190887165678	LDN4 ROUND WALLWASH TRIM, CLEAR, SEMI-SPECULAR, TRIM		
	LW6 AR LSS TRIM	*240J69	190887157093	LDN6 ROUND WALLWASH TRIM, CLEAR, SEMI-SPECULAR, TRIM		
















Lithonia Lighting® Troffers

Product	Part Number	CI Code	UPC	Description	Contractor Select	DN Price
	2BLT2 33L ADP LP840	*245P88	190887529739	BASKET LED LENSED TROFFER 2X2,NOMINAL 3300 LM,CURVED,LINEAR PRISMATIC,80+ CRI, 4000K		
	2BLT2R 33LHE ADSM 347 GZ10 LP840	*281RPW	196183686855	VOLUMETRIC RECESSED LIGHTING 2FT X2FT RELIGHT,NOMINAL 3300 LM HIGH EFFICIENCY,CURVED, SMOOTH,347V,GENERIC DIMMING DRIVER (0-10V), DIMS TO 10%,80+ CRI,4000K		
	2BLT4 40L ADP 347 GZ10 LP840 IP5X	*27409S	194995863464	BASKET LED LENSED TROFFER 2X4,NOMINAL 4000 LM,CURVED, LINEAR PRISMATIC,347V,GENERIC DIMMING DRIVER (0-10V), DIMS TO 10%,80+ CRI, 4000K,GASKETED DIFFUSER		
	2BLT4R 40L ADSM 347 GZ10 LP840	*281RPV	196183686862	VOLUMETRIC RECESSED LIGHTING 2FT X4FT RELIGHT,NOMINAL 4000 LM,CURVED, SMOOTH,347V,GENERIC DIMMING DRIVER (0-10V), DIMS TO 10%,80+ CRI, 4000K		
	2X4SMKSHP PAF	*2560EJ	193047794312	MULTI USE SURFACE MOUNT KIT,POWDER COAT AFTER FABRICATION		
	BLT4R 40L ADSM 347 GZ10 LP840	*2863U0	197589872545	VOLUMETRIC RECESSED LIGHTING 1FT X4FT RELIGHT,NOMINAL 4000 LM,CURVED, SMOOTH,347V,GENERIC DIMMING DRIVER (0-10V), DIMS TO 10%,80+ CRI, 4000K		
	STAKS 1X4 ALO6 SWW7	*270PUP	194995082070	RECESSED CENTER ELEMENT LAY-IN SERIES, SWITCHABLE,1FT X 4FT,SWITCHABLE LUMENS,4000LM,5000LM,AND 6000LM,SWITCHABLE CCT,3500K,4000K,AND 5000K		
	STAKS 1X4 ALO6 SWW7 UVOLT	*2813UG	196183539717	RECESSED CENTER ELEMENT LAY-IN SERIES, SWITCHABLE,1FT X 4FT,SWITCHABLE LUMENS,4000LM,5000LM,AND 6000LM,SWITCHABLE CCT,3500K,4000K,AND 5000K,120-347		
	STAKS 2X2 ALO3 SWW7	*270PUL	194995082056	RECESSED CENTER ELEMENT LAY-IN SERIES, SWITCHABLE,2FT X 2FT,SWITCHABLE LUMENS,3000LM,4000LM,AND 5000LM,SWITCHABLE CCT,3500K,4000K,AND 5000K		
	STAKS 2X2 ALO3 SWW7 UVOLT	*2813SM	196183539205	RECESSED CENTER ELEMENT LAY-IN SERIES, SWITCHABLE,2FT X 2FT,SWITCHABLE LUMENS,3000LM,4000LM,AND 5000LM,SWITCHABLE CCT,3500K,4000K,AND 5000K,120-347		
	STAKS 2X4 ALO6 SWW7	*270PUM	194995082063	RECESSED CENTER ELEMENT LAY-IN SERIES, SWITCHABLE,2FT X 4FT,SWITCHABLE LUMENS,4000LM, 5000LM,AND 6000LM,SWITCHABLE CCT,3500K,4000K,AND 5000K		
	STAKS 2X4 ALO6 SWW7 UVOLT	*2813UF	196183539670	RECESSED CENTER ELEMENT LAY-IN SERIES, SWITCHABLE,2FT X 4FT,SWITCHABLE LUMENS,4000LM, 5000LM,AND 6000LM,SWITCHABLE CCT,3500K,4000K,AND 5000K,120-347		










Lithonia Lighting® Panels

Product	Part Number	CI Code	UPC	Description	Contractor Select	DN Price
	1X4SMKSH	*25126E	191848505786	MULTI-USE SURFACE MOUNT KIT 1X4, SHALLOW DEPTH		
	2X2SMKSH	*25125G	191848505571	MULTI-USE SURFACE MOUNT KIT 2X2, SHALLOW DEPTH		
	2X4SMKSH	*25125Y	191848505762	MULTI-USE SURFACE MOUNT KIT 2X4, SHALLOW DEPTH		
	CPANL 1X4 ALO1 SWW7 M4	*270W2G	194995124930	CPANL,1FT X 4FT,SWITCHABLE LUMENS, 2400LM,3300LM,AND 4400LM,SWITCHABLE CCT,3500K,4000K,AND 5000K,MASTER PACK OF 4		
	CPANL 2X2 ALO1 SWW7 M4	*270W2C	194995124923	CPANL,2FT X 2FT,SWITCHABLE LUMENS, 2400LM,3300LM,AND 4400LM,SWITCHABLE CCT,3500K,4000K,AND 5000K,MASTER PACK OF 4		
	CPANL 2X4 ALO6 SWW7 M2	*270W28	194995124916	CPANL,2FT X 4FT,SWITCHABLE LUMENS, 4000LM, 5000LM,AND 6000LM,SWITCHABLE CCT,3500K,4000K,AND 5000K,MASTER PACK OF 2		
	CPX 1X4 ALO7 SWW7 M4	*268LG5	194994568063	LED FLAT PANEL,1FT X 4FT,SWITCHABLE LUMENS,2500LM,3200LM,AND 4000LM,SWITCHABLE CCT,3500K,4000K,AND 5000K,MASTER PACK OF 4		
	CPX 1X4 ALO7 SWW7 UVOLT M4	*268UH9	194994625926	LED FLAT PANEL,1FT X 4FT,SWITCHABLE LUMENS,2500LM,3200LM,AND 4000LM,SWITCHABLE CCT,3500K,4000K,AND 5000K,120-347,MASTER PACK OF 4		
	CPX 2X2 3200LM 35K M4	*2628C0	191848338537	LED FLAT PANEL,2FT X 2FT,NOMINAL 3200 LM,3500K,MASTER PACK OF 4		
	CPX 2X2 3200LM 40K M4	*2628E0	191848338650	LED FLAT PANEL,2FT X 2FT,NOMINAL 3200 LM,4000K,MASTER PACK OF 4		
	CPX 2X2 3400LM 35K UVOLT M4	*265X4U	193048887136	LED FLAT PANEL,2FT X 2FT,NOMINAL 3400 LM,3500K,120-347,MASTER PACK OF 4		
	CPX 2X2 ALO7 SWW7 M4	*2628H5	193048542806	LED FLAT PANEL,2FT X 2FT,SWITCHABLE LUMENS,2500LM,3200LM,AND 4000LM,SWITCHABLE CCT,3500K,4000K,AND 5000K,MASTER PACK OF 4		
	CPX 2X2 ALO7 SWW7 UVOLT M4	*267TK5	194994371854	LED FLAT PANEL,2FT X 2FT,SWITCHABLE LUMENS,2500LM,3200LM,AND 4000LM,SWITCHABLE CCT,3500K,4000K,AND 5000K,120-347,MASTER PACK OF 4		













Lithonia Lighting® Panels

Product	Part Number	CI Code	UPC	Description	Contractor Select	DN Price
	CPX 2X4 4000LM 35K M2	*2628FW	191848338490	LED FLAT PANEL,2FT X 4FT,NOMINAL 4000 LM,3500K,MASTER PACK OF 2		
	CPX 2X4 4000LM 40K M2	*2628G1	191848338506	LED FLAT PANEL,2FT X 4FT,NOMINAL 4000 LM,4000K,MASTER PACK OF 2		
	CPX 2X4 4300LM 35K UVOLT M2	*265X4X	193048887181	LED FLAT PANEL,2FT X 4FT,NOMINAL 4300 LM,3500K,120-347,MASTER PACK OF 2		
	CPX 2X4 4300LM 40K UVOLT M2	*265X51	193048887198	LED FLAT PANEL,2FT X 4FT,NOMINAL 4300 LM,4000K,120-347,MASTER PACK OF 2		
	CPX 2X4 ALO8 SWW7 M2	*2628H6	193048542844	LED FLAT PANEL,2FT X 4FT,SWITCHABLE LUMENS,3500LM,4300LM,AND 5500LM,SWITCHABLE CCT,3500K,4000K,AND 5000K,MASTER PACK OF 2		
	CPX 2X4 ALO8 SWW7 UVOLT M2	*267TK6	194994371861	LED FLAT PANEL,2FT X 4FT,SWITCHABLE LUMENS,3500LM,4300LM,AND 5500LM,SWITCHABLE CCT,3500K,4000K,AND 5000K,120-347,MASTER PACK OF 2		
	DCMK 14	*270HR4	194995031726	DIRECT CEILING MOUNT KIT,1X4		
	DCMK 224	*270HR5	194995031719	DIRECT CEILING MOUNT KIT,2X2 OR 2X4		
	DGA14	*497791	784231089293	DRY-WALL GRID ADAPTOR,1X4		
	DGA22	*497790	784231093818	DRY-WALL GRID ADAPTOR,2X2		
	DGA24	*484328	784231089217	DRY-WALL GRID ADAPTOR,2X4		



Lithonia Lighting® Strips

Product	Part Number	CI Code	UPC	Description	Contractor Select	DN Price
	CSS L24 ALO15 UVOLT SWW3 80CRI M6	*283TPW	197589330625	LED CONTRACTOR SINGLE STRIPLIGHT,24IN, SWITCHABLE LUMENS,1500LM, 2000LM, AND 2500LM,120-347V,SWITCHABLE CCT- 3500K, 4000K AND 5000K,80 COLOR RENDERING INDEX,MASTER PACK OF 6		
	CSS L48 4000LM MVOLT 40K 80CRI	*2659NP	193048852622	LED CONTRACTOR SINGLE STRIPLIGHT,48IN,4,000LM,120V-277V,4000K, 80 COLOUR RENDERING INDEX		
	CSS L48 4000LM UVOLT 35K 80CRI	*283TPC	197589330540	LED CONTRACTOR SINGLE STRIPLIGHT,48IN,4,000LM,120-347V,3500K, 80 COLOR RENDERING INDEX		
	CSS L48 4000LM UVOLT 40K 80CRI	*283TPH	197589330595	LED CONTRACTOR SINGLE STRIPLIGHT,48IN,4,000LM,120-347V,4000K, 80 COLOR RENDERING INDEX		
	CSS L48 4000LM UVOLT 50K 80CRI	*283TPL	197589330588	LED CONTRACTOR SINGLE STRIPLIGHT,48IN,4,000LM,120-347V,5000K, 80 COLOR RENDERING INDEX		
	CSS L48 ALO3 347 SWW3 80CRI	*266MPV	194994084242	LED CONTRACTOR SINGLE STRIPLIGHT,48IN,SWITCHABLE LUMENS - 3000LM,4000LM AND 5000LM,347V,SWITCHABLE CCT - 3500K,4000K AND 5000K,80 COLOUR RENDERING INDEX		
	CSS L48 ALO3 MVOLT SWW3 80CRI	*2659NY	193048852677	LED CONTRACTOR SINGLE STRIPLIGHT,48IN,SWITCHABLE LUMENS - 3000LM,4000LM AND 5000LM,120V-277V,SWITCHABLE CCT - 3500K,4000K AND 5000K,80 COLOUR RENDERING INDEX		
	CSS L48 ALO3 UVOLT SWW3 80CRI	*283TR1	197589330700	LED CONTRACTOR SINGLE STRIPLIGHT,48IN,SWITCHABLE LUMENS - 3000LM, 4000LM AND 5000LM,120-347V,SWITCHABLE CCT- 3500K, 4000K AND 5000K,80 COLOR RENDERING INDEX		
	CSS L96 8000LM MVOLT 40K 80CRI	*2659P3	193048852721	LED CONTRACTOR SINGLE STRIPLIGHT,96IN,8,000LM,120V-277V,4000K,80 COLOUR RENDERING INDEX		
	CSS L96 8000LM UVOLT 35K 80CRI	*283TPN	197589330564	LED CONTRACTOR SINGLE STRIPLIGHT,96IN,8,000LM,120-347V,3500K,80 COLOR RENDERING INDEX		
	CSS L96 8000LM UVOLT 40K 80CRI	*283TPS	197589330632	LED CONTRACTOR SINGLE STRIPLIGHT,96IN,8,000LM,120-347V,4000K,80 COLOR RENDERING INDEX		
	CSS L96 8000LM UVOLT 50K 80CRI	*283TPV	197589330656	LED CONTRACTOR SINGLE STRIPLIGHT,96IN,8,000LM,120-347V,5000K,80 COLOR RENDERING INDEX		
	CSS L96 ALO4 MVOLT SWW3 80CRI	*2659P5	193048852738	LED CONTRACTOR SINGLE STRIPLIGHT,96IN,SWITCHABLE LUMENS - 6000LM, 8000LM AND 10000LM,120V-277V,SWITCHABLE CCT - 3500K,4000K AND 5000K,80 COLOUR RENDERING INDEX		
	CSS L96 ALO4 UVOLT SWW3 80CRI	*283TR4	197589330670	LED CONTRACTOR SINGLE STRIPLIGHT,96IN,SWITCHABLE LUMENS - 6000LM, 8000LM AND 10000LM,120-347V,SWITCHABLE CCT- 3500K, 4000K AND 5000K,80 COLOR RENDERING INDEX		





Lithonia Lighting® Strips










Product	Part Number	CI Code	UPC	Description	Contractor Select	DN Price
	RB232 MV	*183L2M	745975747092	NARROW BASKET WRAP,MULTI-VOLT		
	WGCLX48 WH	*263A7M	191723799439	48IN WIRE GUARD FOR USE WITH CLX, WHITE FINISH		
	WGCSS	*2673N9	194994200840	48IN WIREGUARD FOR USE WITH CSS		
	ZL1D L48 5000LM FST MVOLT 35K 80CRI WH	*2560GM	193047794879	ZL1 WITH DROP LENS,48IN,5000LM,FROSTED, DIFFUSE,120V-277V,3500K,80 COLOUR RENDERING INDEX,WHITE FINISH		
	ZL1D L48 5000LM FST MVOLT 40K 80CRI WH	*254FUE	190887799187	ZL1 WITH DROP LENS,48IN,5000LM,FROSTED, DIFFUSE,120V-277V,4000K,80 COLOUR RENDERING INDEX,WHITE FINISH		
	ZL1N L48 5000LM FST MVOLT 35K 80CRI WH	*253WJ6	190887789041	Z SERIES LED STRIP LIGHT,48IN,5000LM, FROSTED,DIFFUSE,120V-277V,3500K,80 COLOUR RENDERING INDEX,WHITE FINISH		
	ZL1N L48 5000LM FST MVOLT 40K 80CRI WH	*253WJ4	190887789027	Z SERIES LED STRIP LIGHT,48IN,5000LM, FROSTED,DIFFUSE,120V-277V,4000K,80 COLOUR RENDERING INDEX,WHITE FINISH		
	ZL1N L48 7000LM FST MVOLT 40K 80CRI WH	*253WXW	190887792201	Z SERIES LED STRIP LIGHT,48IN,7,000LM, FROSTED,DIFFUSE,120V-277V,4000K,80 COLOUR RENDERING INDEX,WHITE FINISH		



Lithonia Lighting® Vapour Tights

Product	Part Number	CI Code	UPC	Description	Contractor Select	DN Price
	CSVT L48 5000LM MVOLT 40K 80CRI	*270N8Y	194995069408	CONTRACTOR SELECT LED VAPOURTIGHT,48IN,5000LM,120V-277V,4000K,80 COLOUR RENDERING INDEX		
	CSVT L48 ALO3 MVOLT SWW3 80CRI	*270N96	194995069507	CONTRACTOR SELECT LED VAPOURTIGHT,48IN, SWITCHABLE LUMENS - 3000LM,4000LM AND 5000LM,120V-277V,SWITCHABLE CCT- 3500K,4000K AND 5000K,80 COLOUR RENDERING INDEX		
	CSVT L96 10000LM MVOLT 40K 80CRI	*271JL0	194995280858	CONTRACTOR SELECT LED VAPOURTIGHT,96IN,10000LM,120V-277V,4000K,80 COLOUR RENDERING INDEX		
	CSVT L96 ALO4 MVOLT SWW3 80CRI	*270N92	194995069446	CONTRACTOR SELECT LED VAPOURTIGHT,96IN, SWITCHABLE LUMENS - 6000LM,8000LM AND 10000LM,120V-277V,SWITCHABLE CCT- 3500K,4000K AND 5000K,80 COLOUR RENDERING INDEX		

Lithonia Lighting® Wraps

Product	Part Number	CI Code	UPC	Description	Contractor Select	DN Price
	FML4W 48 5000LM 840 TD	*266AXL	194994011507	WIDE BODY,48IN,NOMINAL 5000 LM,85 CRI, 4000K,TRIAC DIMMING		
	FML4W 48 5000LM 840 ZT MVOLT	*266ERK	194994026815	WIDE BODY,48IN,NOMINAL 5000 LM,85 CRI, 4000K,0-10V,MVOLT, 120V-277V		
	FML4W 48 ALO6 SEF 840 MVOLT	*266ET1	194994027249	WIDE BODY,48IN,SWITCHABLE LUMENS, 4000LM,5000LM,AND 6000LM,DLC STANDARD EFFICIENCY,85 CRI,4000K,MVOLT,120V-277V		
	FMLWL 24 840	*226LWP	888791197921	LED WRAPAROUND		
	FMLWL 48 840	*226LWW	888791197969	LED WRAPAROUND		
	FMLWL 48 840 ZT MVOLT	*250LVM	191848384558	LED WRAPAROUND		
	FMLWL LNK 48 ALO4 8SWW2	*270M85	194995061037	WRAPAROUND,LINKABLE,48IN,SWITCHABLE LUMENS,6000LM,8000LM,AND 10000LM,SWITCHABLE CCT,3000K,4000K,AND 5000K - 80CRI		
	LBL4 LP835	*254RJY	190887819199	SURFACE WRAPAROUND,LED,4FT,80+ CRI, 3500K		
	LBL4 LP840	*254RKH	190887819359	SURFACE WRAPAROUND,LED,4FT,80+ CRI, 4000K		
	SBL2 LP840	*254RKY	190887819489	2FT LED WRAP,80+ CRI, 4000K		
	SBL4 LP840	*254RKU	190887819434	4FT LED WRAP,80+ CRI,4000K		



Juno® Commercial Track Lighting

Product	Part Number	CI Code	UPC	Description	Contractor Select	DN Price
	R 8FT BL	*244P84	661209031778	TRAC-LITES TRAC SECTION,1-CIRCUIT, 8' NOMINAL LENGTH,BLACK		
	R 8FT WH	*244P88	661209031785	TRAC-LITES TRAC SECTION,1-CIRCUIT, 8' NOMINAL LENGTH,WHITE		
	R23 WH	*244NU9	661209031105	TRAC-LITES MINIATURE STRAIGHT CONNECTOR,1-CIRCUIT,WHITE		
	R38 BL	*244NW5	661209035103	TRAC-LITES END FEED CONNECTOR, 1-CIRCUIT,BLACK		
	R38 WH	*244NWE	661209035134	TRAC-LITES END FEED CONNECTOR, 1-CIRCUIT,WHITE		
	R605L 30K 80CRI PDIM FL BL	*259H93	661209663900	TRAC-LITES 10W LED,3000K,80 CRI,PHASE DIMMABLE,FLOOD,BLACK		
	R612L 27K 80CRI PDIM FL WH	*268FHC	194994525936	TRAC-LITES 38W LED,2700K,80 CRI,PHASE DIMMABLE,FLOOD,WHITE		
	R612L 35K 90CRI PDIM NFL BL AHR610 BLCK	*280RM5	196183452504	TRAC-LITES 38W LED,3500K,90 CRI,PHASE DIMMABLE,NARROW FLOOD,BLACK,ACCESSORY HOLDER FOR R610L AND R612L,BLACK		
	R612L 35K 90CRI PDIM NFL WH AHR610 WHT	*2825PS	196183786821	TRAC-LITES 38W LED,3500K,90 CRI,PHASE DIMMABLE,NARROW FLOOD,WHITE,ACCESSORY HOLDER FOR R610L AND R612L,WHITE		
	T 12FT BL	*244WPV	661209005335	TRAC-MASTER TRAC SECTIONS,1-CIRCUIT, 12' NOMINAL LENGTH,BLACK		
	T 12FT WH	*244WPY	661209001184	TRAC-MASTER TRAC SECTIONS,1-CIRCUIT, 12' NOMINAL LENGTH,WHITE		
	T 4FT BL	*244YLX	661209001078	TRAC-MASTER TRAC SECTIONS,1-CIRCUIT, 4' NOMINAL LENGTH,BLACK		
	T 4FT WH	*244YM1	661209001061	TRAC-MASTER TRAC SECTIONS,1-CIRCUIT, 4' NOMINAL LENGTH,WHITE		
	T 6FT BL	*245A0M	661209003379	TRAC-MASTER TRAC SECTIONS,1-CIRCUIT, 6' NOMINAL LENGTH,BLACK		
	T 6FT WH	*245A0T	661209003362	TRAC-MASTER TRAC SECTIONS,1-CIRCUIT, 6' NOMINAL LENGTH,WHITE		
	T 8FT BL	*245A5Y	661209001139	TRAC-MASTER TRAC SECTIONS,1-CIRCUIT, 8' NOMINAL LENGTH,BLACK		
	T 8FT WH	*245A75	661209001122	TRAC-MASTER TRAC SECTIONS,1-CIRCUIT, 8' NOMINAL LENGTH,WHITE		



Juno® Commercial Track Lighting						
Product	Part Number	CI Code	UPC	Description	Contractor Select	DN Price
	T23 BL	*244WWC	661209002051	TRAC-MASTER MINI STRAIGHT CONNECTOR, 1-CIRCUIT,BLACK		
	T23 WH	*244WWF	661209002044	TRAC-MASTER MINI STRAIGHT CONNECTOR, 1-CIRCUIT,WHITE		
	T24F WH	*244WWL	661209014580	TRAC-MASTER ADJUSTABLE CONNECTOR, 1-CIRCUIT - CANADA ONLY,WHITE		
	T29 BL	*244Y82	661209002150	TRAC-MASTER ELECTRICAL FLOATING FEED, 1-CIRCUIT,BLACK		
	T29 WH	*244Y84	661209002167	TRAC-MASTER ELECTRICAL FLOATING FEED, 1-CIRCUIT,WHITE		
	T38 BL	*244YEN	661209000637	TRAC-MASTER END FEED CONNECTOR, 1-CIRCUIT,BLACK		
	T38 WH	*244YEV	661209002310	TRAC-MASTER END FEED CONNECTOR, 1-CIRCUIT,WHITE		
	T690 BL	*245A09	661209033871	TRAC-MASTER FRONT LAMPING GIMBAL PAR38,BLACK		
	T690 WH	*245A0E	661209033901	TRAC-MASTER FRONT LAMPING GIMBAL PAR38,WHITE		
	T691 BL	*245A0G	661209033918	TRAC-MASTER MINI SWIVEL UNIVERSAL PAR LAMPHOLDER,BLACK		
	T691 WH	*245A0J	661209034960	TRAC-MASTER MINI SWIVEL UNIVERSAL PAR LAMPHOLDER,WHITE		



Lithonia Lighting® Commercial Outdoor

Product	Part Number	CI Code	UPC	Description	Contractor Select	DN Price
	BGR LED P1 40K MVOLT PER DNA M2	*2679X3	194994252542	BARNGUARD LED BARN LIGHT,LED,PACKAGE 1,4000K,120-277V,NEMA TWIST-LOCK RECEPTACLE ONLY,NATURAL ALUMINUM FINISH,MASTER PACK OF 2		
	CNY LED ALO SWW2 UVOLT PE PIR DDB M2	*284HU8	197589495041	CNY,LED,ADJUSTABLE LIGHT OUTPUT,SWITCHABLE CCT- 3000K, 4000K, AND 5000K,120-347V,PHOTOCELL, BUTTONTYPE,MOTION/AMBIENT SENSOR <15FT; DIMS TO 3V,DARK BRONZE FINISH,MASTER PACK OF 2		
	ESX1 LED P2 50K R3 MVOLT UPA BLS DDBXD M2	*269PGY	194994838555	LED AREA LIGHT,LED,UP TO 14000 LUMENS,5000K,IES TYPE III ASYMMETRIC,120-277V,ROUND AND SQUARE POLE MOUNTING,BI-LEVEL SWITCHING,DARK BRONZE FINISH, SUPER DURABLE,MASTER PACK OF 2		
	ESXF1 ALO SWW2 KY DDB M2	*276ALH	196182393204	ESXF1,ADJUSTABLE LIGHT OUTPUT,SWITCHABLE CCT - 3000K,4000K, AND 5000K,KNUCKLE YOKE,DARK BRONZE FINISH,MASTER PACK OF 2		
	ESXF1 P0 SWW2 THK DDB M2	*276AL6	196182393051	ESXF1,PACKAGE 0,SWITCHABLE CCT - 3000K,4000K,AND 5000K,KNUCKLE MOUNTING,DARK BRONZE FINISH,MASTER PACK OF 2		
	ESXF2 ALO SWW2 KY DDB M2	*276ALU	196182393242	ESXF2,ADJUSTABLE LIGHT OUTPUT,SWITCHABLE CCT - 3000K,4000K, AND 5000K,KNUCKLE YOKE,DARK BRONZE FINISH,MASTER PACK OF 2		
	ESXF3 ALO SWW2 UVOLT YS DDB M2	*276AM0	196182393273	ESXF3,ADJUSTABLE LIGHT OUTPUT,SWITCHABLE CCT - 3000K,4000K, AND 5000K,120-347V,YS,DARK BRONZE FINISH,MASTER PACK OF 2		
	ESXF3 ALO SWW2 YS DDB M2	*276ALW	196182393266	ESXF3,ADJUSTABLE LIGHT OUTPUT,SWITCHABLE CCT - 3000K,4000K,AND 5000K,YS,DARK BRONZE FINISH,MASTER PACK OF 2		
	ESXF4 ALO SWW2 UVOLT YS DDB M2	*276AM4	196182393297	ESXF4,ADJUSTABLE LIGHT OUTPUT,SWITCHABLE CCT - 3000K,4000K, AND 5000K,120-347V,YS,DARK BRONZE FINISH,MASTER PACK OF 2		
	ESXF4 ALO SWW2 YS DDB M2	*276AM2	196182393280	ESXF4,ADJUSTABLE LIGHT OUTPUT,SWITCHABLE CCT - 3000K,4000K, AND 5000K,YS,DARK BRONZE FINISH,MASTER PACK OF 2		
	ESXF5 ALO SWW2 UVOLT YS DDB	*283G2F	197589243710	ESXF5 FLOODLIGHT,ADJUSTABLE LIGHT OUTPUT,SWITCHABLE CCT- 3000K, 4000K, AND 5000K,120-347V,YS,DARK BRONZE FINISH		
	ESXF5UBV DDB M6	*283G2K	197589243727	ESXF5 Visor		



Lithonia Lighting® Commercial Outdoor

Product	Part Number	CI Code	UPC	Description	Contractor Select	DN Price
	HGX LED 2RH 40K 120 MO DDB M2	*2754KP	196182114717	LED RESIDENTIAL SECURITY FLOODLIGHTS,LED,2 ROUND HEADS,4000K,120V,MOTION ACTIVATION SENSOR,DARK BRONZE FINISH,MASTER PACK OF 2		
	HGX LED 2RH 40K 120 MO WH M2	*2754KR	196182114700	LED RESIDENTIAL SECURITY FLOODLIGHTS,LED,2 ROUND HEADS,4000K,120V,MOTION ACTIVATION SENSOR,WHITE,MASTER PACK OF 2		
	HGX LED 2RH ALO 40K 120 PE DDB M2	*271FEF	194995254200	LED RESIDENTIAL SECURITY FLOODLIGHTS,LED,2 ROUND HEADS,ADJUSTABLE LIGHT OUTPUT,4000K,120V,PHOTOCELL, BUTTONTYPE,DARK BRONZE FINISH,MASTER PACK OF 2		
	HGX LED 2RH ALO SWW2 120 PE DDB M2	*271FEP	194995254255	LED RESIDENTIAL SECURITY FLOODLIGHTS,LED,2 ROUND HEADS,ADJUSTABLE LIGHT OUTPUT,SWITCHABLE CCT - 3000K,4000K,AND 5000K,120V,PHOTOCELL, BUTTONTYPE,DARK BRONZE FINISH,MASTER PACK OF 2		
	HGX LED 2RH ALO SWW2 120 PIR DDB M2	*271FEX	194995254330	LED RESIDENTIAL SECURITY FLOODLIGHTS,LED,2 ROUND HEADS,ADJUSTABLE LIGHT OUTPUT,SWITCHABLE CCT - 3000K,4000K,AND 5000K,120V,MOTION/AMBIENT SENSOR <15FT; DIMS TO 3V,DARK BRONZE FINISH,MASTER PACK OF 2		
	HGX LED 2RH ALO SWW2 120 PIR WH M2	*271FHR	194995255092	LED RESIDENTIAL SECURITY FLOODLIGHTS,LED,2 ROUND HEADS,ADJUSTABLE LIGHT OUTPUT,SWITCHABLE CCT - 3000K,4000K,AND 5000K,120V,MOTION/AMBIENT SENSOR <15FT; DIMS TO 3V,WHITE,MASTER PACK OF 2		
	OLLWD LED P1 40K MVOLT DDB M6	*240TGH	190887242584	LED WALL CYLINDER LIGHT, DOWNLIGHT,LED,PACKAGE 1,4000K,120-277V,DARK BRONZE FINISH,MASTER PACK OF 6		
	OLLWU LED P1 40K MVOLT DDB M6	*240HEW	190887149715	LED WALL CYLINDER LIGHT, UP AND DOWN LIGHT,LED,PACKAGE 1,4000K,120-277V,DARK BRONZE FINISH,MASTER PACK OF 6		
	OLWP LED SWW2 120 PE DDB M4	*283A0N	197589211252	GENERAL PURPOSE LED WALL PACK,LED,SWITCHABLE CCT- 3000K, 4000K, AND 5000K,120V,PHOTOCELL, BUTTONTYPE,DARK BRONZE FINISH,MASTER PACK OF 4		
	RSX2 LED P4 50K R5 HVOLT RPA NLTAIR2 PIRHN DDBXD	*280GRX	196183388605	RSX AREA SIZE 2,LED,UP TO 26350 LUMENS.,5000K ,TYPE V DISTRIBUTION,347-480V,ROUND POLE MOUNTING,NLIGHT AIR GEN 2 CONTROLLER,MOTION/AMBIENT SENSOR 15-30FT- NETWORKED,DARK BRONZE FINISH, SUPER DURABLE		
	RSX3 LED P4 50K R5 HVOLT RPA NLTAIR2 PIRHN DDBXD	*270C8V	194994995425	RSX AREA SIZE 3,LED,UP TO 42630 LUMENS.,5000K ,TYPE V DISTRIBUTION,347-480V,ROUND POLE MOUNTING,NLIGHT AIR GEN 2 CONTROLLER,MOTION/AMBIENT SENSOR 15-30FT- NETWORKED,DARK BRONZE FINISH, SUPER DURABLE		



Lithonia Lighting® Commercial Outdoor

Product	Part Number	CI Code	UPC	Description	Contractor Select	DN Price
	RSXF2 LED P3 50K WFL HVOLT AAWB NLTAIR2 PIRHN DDBXD	*272VH0	194995600717	RSXF FLOOD SIZE 2,LED,UP TO 21337 LUMENS,5000K,WIDE FLOOD DISTRIBUTION,347-480V,ADJUSTABLE TILT ARM WALL BRACKET,NLIGHT AIR GEN 2 CONTROLLER,MOTION/AMBIENT SENSOR 15-30FT- NETWORKED,DARK BRONZE FINISH, SUPER DURABLE		
	RSXF2 LED P3 50K WFL HVOLT AAWB NLTAIR2 PIRHN DWHXD	*271H2H	194995268368	RSXF FLOOD SIZE 2,LED,UP TO 21337 LUMENS,5000K,WIDE FLOOD DISTRIBUTION,347-480V,ADJUSTABLE TILT ARM WALL BRACKET,NLIGHT AIR GEN 2 CONTROLLER,MOTION/AMBIENT SENSOR 15-30FT- NETWORKED,WHITE,SUPER DURABLE		
	RSXF2 LED P3 50K WFL HVOLT IS NLTAIR2 PIRHN DDBXD	*270LPE	194995056323	RSXF FLOOD SIZE 2,LED,UP TO 21337 LUMENS,5000K,WIDE FLOOD DISTRIBUTION,347-480V,INTEGRAL SLIPFITTER,NLIGHT AIR GEN 2 CONTROLLER,MOTION/AMBIENT SENSOR 15-30FT- NETWORKED,DARK BRONZE FINISH, SUPER DURABLE		
	RSXF2 LED P3 50K WFL HVOLT IS NLTAIR2 PIRHN DWHXD	*2710P7	194995154654	RSXF FLOOD SIZE 2,LED,UP TO 21337 LUMENS,5000K,WIDE FLOOD DISTRIBUTION,347-480V,INTEGRAL SLIPFITTER,NLIGHT AIR GEN 2 CONTROLLER,MOTION/AMBIENT SENSOR 15-30FT- NETWORKED,WHITE,SUPER DURABLE		
	RSXF2 LED P3 50K WFL HVOLT YKC63 NLTAIR2 PIRHN DDBXD	*2721T0	194995404070	RSXF FLOOD SIZE 2,LED,UP TO 21337 LUMENS,5000K,WIDE FLOOD DISTRIBUTION,347-480V,YOKE WITH CORD,16G, 3FT,NLIGHT AIR GEN 2 CONTROLLER,MOTION/AMBIENT SENSOR 15-30FT- NETWORKED,DARK BRONZE FINISH, SUPER DURABLE		
	RSXF2UBV DDBXD U	*2541W9	193047453271	RSXF2 UPPER BOTTOM VISOR,DARK BRONZE FINISH,SUPER DURABLE,UNIT PACK		
	TFX2 LED 40K MVOLT IS DDBXD	*2552MC	193047670241	OUTDOOR LED FLOODLIGHTS,LED,4000K,120-277V,INTEGRAL SLIPFITTER,DARK BRONZE FINISH,SUPER DURABLE		
	TWR1 LED ALO SWW2 UVOLT PE DDBTXD	*280GWW	196183389947	SMALL GLASS REFRACTOR WALL PACK,LED,UP TO 8500 LUMENS, SWITCHABLE CCT- 3000K, 4000K,AND 5000K,120-347V,PHOTOCELL, BUTTONTYPE,TEXTURED DARK BRONZE, SUPER DURABLE		
	TWR2 LED ALO SWW2 UVOLT PE DDBTXD	*280GX5	196183390028	TWR2V,LED,UP TO 16100 LUMENS,SWITCHABLE CCT- 3000K, 4000K,AND 5000K,120-347V,PHOTOCELL, BUTTONTYPE,TEXTURED DARK BRONZE, SUPER DURABLE		
	TWS LED ALO SWW2 MVOLT PE DDB M2	*280JKF	196183403322	WALL PACK,LED,ADJUSTABLE LIGHT OUTPUT,SWITCHABLE CCT- 3000K, 4000K,AND 5000K,120-277V,PHOTOCELL, BUTTONTYPE,DARK BRONZE FINISH,MASTER PACK OF 2		



Lithonia Lighting® Commercial Outdoor

Product	Part Number	CI Code	UPC	Description	Contractor Select	DN Price
	TWX1 LED ALO 40K MVOLT DDBTXD	*268TUH	194994620464	TWX LED SIZE 1 WALLPACK,LED,ADJUSTABLE LIGHT OUTPUT,4000K,120-277V,TEXTURED DARK BRONZE,SUPER DURABLE		
	TWX1 LED ALO 50K MVOLT DDBTXD	*268TUF	194994620457	TWX LED SIZE 1 WALLPACK,LED,ADJUSTABLE LIGHT OUTPUT,5000K,120-277V,TEXTURED DARK BRONZE,SUPER DURABLE		
	TWX1 LED P2 40K MVOLT PE DDBTXD	*270J21	194995034444	TWX LED SIZE 1 WALLPACK,LED,PACKAGE 2,4000K,120-277V,PHOTOCELL, BUTTONTYPE,TEXTURED DARK BRONZE, SUPER DURABLE		
	TWX2 LED ALO 40K MVOLT DDBTXD	*268TUM	194994620488	TWX LED SIZE 2 WALLPACK,LED,ADJUSTABLE LIGHT OUTPUT,4000K,120-277V,TEXTURED DARK BRONZE,SUPER DURABLE		
	TWX2 LED ALO 50K 347 DDBTXD	*268TUP	194994620570	TWX LED SIZE 2 WALLPACK,LED,ADJUSTABLE LIGHT OUTPUT,5000K,347V,TEXTURED DARK BRONZE,SUPER DURABLE		
	TWX2 LED ALO 50K MVOLT DDBTXD	*268TUR	194994620495	TWX LED SIZE 2 WALLPACK,LED,ADJUSTABLE LIGHT OUTPUT,5000K,120-277V,TEXTURED DARK BRONZE,SUPER DURABLE		
	TWX3 LED ALO 40K MVOLT DDBTXD	*268TUY	194994620594	TWX LED SIZE 3 WALLPACK,LED,ADJUSTABLE LIGHT OUTPUT,4000K,120-277V,TEXTURED DARK BRONZE,SUPER DURABLE		
	TWX3 LED ALO 50K MVOLT DDBTXD	*268TV2	194994620549	TWX LED SIZE 3 WALLPACK,LED,ADJUSTABLE LIGHT OUTPUT,5000K,120-277V,TEXTURED DARK BRONZE,SUPER DURABLE		
	WDGE1 LED P2 50K 80CRI VW 347 SRM DDBXD	*2683VP	194994448525	WALL PACK,LED,UP TO 1996 LUMENS,5000K,80CRI,VISUAL WIDE,347V,SURFACE MOUNT,DARK BRONZE FINISH, SUPER DURABLE		
	WDGE1 LED P2 50K 80CRI VW 347 SRM DWHXD	*2757TP	196182137907	WALL PACK,LED,UP TO 1996 LUMENS,5000K ,80CRI,VISUAL WIDE,347V,SURFACE MOUNT,WHITE, SUPER DURABLE		
	WDGE1PBBW DDBXD U	*267FTX	194994282808	WDGE1 LED PREMIUM BACK BOX,DARK BRONZE FINISH,SUPER DURABLE,UNIT PACK		
	WDGE1PBBW DDBXD U NBHN	*28261H	196183789112	WDGE1 LED PREMIUM BACK BOX,DARK BRONZE FINISH,SUPER DURABLE,UNIT PACK		
	WDGE1PBBW DWHXD U	*265L5S	193048859843	WDGE1 LED PREMIUM BACK BOX,WHITE, SUPER DURABLE,UNIT PACK		



Lithonia Lighting® Commercial Outdoor

Product	Part Number	CI Code	UPC	Description	Contractor Select	DN Price
	WDGE2 LED P3 50K 80CRI VW 347 SRM DDBXD	*270K81	194995044412	WALL PACK,LED,UP TO 3675 LUMENS,5000K,80CRI,VISUAL WIDE,347V,SURFACE MOUNT,DARK BRONZE FINISH, SUPER DURABLE		
	WDGE2 LED P3 50K 80CRI VW 347 SRM DWHXD	*2723GC	194995417438	WALL PACK,LED,UP TO 3675 LUMENS,5000K,80CRI,VISUAL WIDE,347V,SURFACE MOUNT,WHITE, SUPER DURABLE		
	WDGE2 LED P4 50K 80CRI VW 347 SRM DDBXD	*274ER3	194995946099	WALL PACK,LED,UP TO 4878 LUMENS,5000K,80CRI,VISUAL WIDE,347V,SURFACE MOUNT,DARK BRONZE FINISH, SUPER DURABLE		
	WDGE2 LED P5 50K 80CRI VW 347 SRM DDBXD	*270K85	194995044443	WALL PACK,LED,UP TO 6151 LUMENS,5000K,80CRI,VISUAL WIDE,347V,SURFACE MOUNT,DARK BRONZE FINISH, SUPER DURABLE		
	WDGE2 LED P5 50K 80CRI VW 347 SRM DWHXD	*2723GJ	194995417452	WALL PACK,LED,UP TO 6151 LUMENS,5000K,80CRI,VISUAL WIDE,347V,SURFACE MOUNT,WHITE,SUPER DURABLE		
	WDGE2PBBW DDBXD U NBHN	*28264Y	196183789839	WDGE2 LED PREMIUM BACK BOX,DARK BRONZE FINISH,SUPER DURABLE,UNIT PACK		
	WDGE2PBBW DWHXD U	*265KSR	193048859621	WDGE2 LED PREMIUM BACK BOX,WHITE, SUPER DURABLE,UNIT PACK		
	WDGE2PBBW DWHXD U NBHN	*28261M	196183789174	WDGE2 LED PREMIUM BACK BOX,WHITE, SUPER DURABLE,UNIT PACK		
	WDGE3PBBW DDBXD U	*267F28	194994276630	WDGE3 LED PREMIUM BACK BOX,DARK BRONZE FINISH,SUPER DURABLE,UNIT PACK		
	WGZ48	*180CHJ	745975629633	WIRE GUARD FOR USE WITH Z SERIES 48IN		
	WPX0 LED ALO SWW2 MVOLT PE DDBXD M2	*276U4U	196182511806	WPX SIZE 0 LED WALL PACK,LED,UP TO 1650 LUMENS,SWITCHABLE CCT - 3000K, 4000K,AND 5000K,120-277V,PHOTOCELL, BUTTONTYPE,DARK BRONZE FINISH,SUPER DURABLE,MASTER PACK OF 2		
	WPX1 LED P1 40K MVOLT DDBXD	*266CN9	194994017714	LED WALL PACK,LED,UP TO 1602 LUMENS,4000K,120-277V,DARK BRONZE FINISH,SUPER DURABLE		
	WPX1 LED P2 30K MVOLT DDBXD	*2741UT	194995875634	LED WALL PACK,LED,UP TO 2954 LUMENS,3000K,120-277V,DARK BRONZE FINISH,SUPER DURABLE		
	WPX1 LED P2 50K MVOLT DDBXD M4	*265SWM	193048870572	LED WALL PACK,LED,UP TO 2954 LUMENS,5000K,120-277V,DARK BRONZE FINISH,SUPER DURABLE,MASTER PACK OF 4		
	WPX2 LED 30K MVOLT DDBXD	*277KPF	196182690433	LED WALL PACK,LED,3000K,120-277V,DARK BRONZE FINISH, SUPER DURABLE		
	WPX2 LED 50K MVOLT DDBXD M2	*265SX6	193048870770	LED WALL PACK,LED,5000K,120-277V,DARK BRONZE FINISH,SUPER DURABLE,MASTER PACK OF 2		



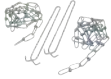

















Lithonia Lighting® Industrial

Product	Part Number	CI Code	UPC	Description	Contractor Select	DN Price
	CPHB 12LM MVOLT 40K	*268SAH	194994608325	COMPACT PRO HIGH BAY,LED,12000LM, 120V-277V,4000K		
	CPHB 12LM MVOLT 50K	*2681J0	194994429548	COMPACT PRO HIGH BAY, LED,12000LM, 120V-277V,5000K		
	CPHB 15LM MVOLT 40K	*2681J2	194994429562	COMPACT PRO HIGH BAY,LED,15000LM, 120V-277V,4000K		
	CPHB 15LM MVOLT 50K	*2681J5	194994429593	COMPACT PRO HIGH BAY,LED,15000LM, 120V-277V,5000K		
	CPHB 18LM MVOLT 40K	*268SAJ	194994608295	COMPACT PRO HIGH BAY,LED,18LM, 120V-277V,4000K		
	CPHB 18LM MVOLT 50K	*2681J9	194994429630	COMPACT PRO HIGH BAY,LED,18LM, 120V-277V,5000K		
	CPHB 24LM MVOLT 40K	*2681JE	194994429685	COMPACT PRO HIGH BAY,LED,24000LM NOMINAL,120V-277V,4000K		
	CPHB 24LM MVOLT 50K	*2681JL	194994429753	COMPACT PRO HIGH BAY,LED,24000LM NOMINAL,120V-277V,5000K		
	CPHB ALO13 MVOLT SWW9 80CRI DWH	*280MPG	196183428561	COMPACT PRO HIGH BAY,LED,SWITCHABLE LUMENS - 12000LM,15000LM AND 18000LM,120V-277V,SWITCHABLE CCT - 4000K AND 5000K,80 COLOUR RENDERING INDEX,WHITE		
	CPHB ALO16 MVOLT SWW9 80CRI DWH	*280MPH	196183428578	COMPACT PRO HIGH BAY,LED,SWITCHABLE LUMENS - 24000LM,27000LM AND 30000LM,120V-277V,SWITCHABLE CCT - 4000K AND 5000K,80 COLOUR RENDERING INDEX,WHITE		
	CPHB ALO22 MVOLT SWW9 80CRI DWH	*283PLE	197589305388	COMPACT PRO HIGH BAY, LED,SWITCHABLE LUMENS - 12000LM AND 15000LM,120V-277V,SWITCHABLE CCT- 4000K AND 5000K,80 COLOR RENDERING INDEX,WHITE		
	CPRB 18LM MVOLT 40K 80CRI DWH	*2778A3	196182615429	COMPACT PRO INDUSTRIAL LED ROUND HIGH BAY,18LM,120V-277V,4000K,80 COLOUR RENDERING INDEX,WHITE		
	CPRB 24LM MVOLT 40K 80CRI DWH	*2778A9	196182615498	COMPACT PRO INDUSTRIAL LED ROUND HIGH BAY,24000LM NOMINAL,120V-277V,4000K,80 COLOUR RENDERING INDEX,WHITE		
	CPRB ALO13 UVOLT SWW9 80CRI DBL	*27788R	196182615054	COMPACT PRO INDUSTRIAL LED ROUND HIGH BAY,SWITCHABLE LUMENS - 12000LM, 15000LM AND 18000LM,120-347V,SWITCHABLE CCT - 4000K AND 5000K,80 COLOUR RENDERING INDEX,GLOSSY BLACK		
	CPRB ALO13 UVOLT SWW9 80CRI DWH	*27788P	196182615023	COMPACT PRO INDUSTRIAL LED ROUND HIGH BAY,SWITCHABLE LUMENS - 12000LM, 15000LM AND 18000LM,120-347V,SWITCHABLE CCT - 4000K AND 5000K,80 COLOUR RENDERING INDEX,WHITE		
	CPRB ALO14 UVOLT SWW9 80CRI DBL	*27788U	196182615078	COMPACT PRO INDUSTRIAL LED ROUND HIGH BAY,SWITCHABLE LUMENS - 21000LM, 24000LM AND 27000LM,120-347V,SWITCHABLE CCT - 4000K AND 5000K,80 COLOUR RENDERING INDEX,GLOSSY BLACK		




Lithonia Lighting® Industrial

Product	Part Number	CI Code	UPC	Description	Contractor Select	DN Price
	CPRB ALO14 UVOLT SWW9 80CRI DWH	*27788T	196182615061	COMPACT PRO INDUSTRIAL LED ROUND HIGH BAY, SWITCHABLE LUMENS - 21000LM, 24000LM AND 27000LM, 120-347V, SWITCHABLE CCT - 4000K AND 5000K, 80 COLOUR RENDERING INDEX, WHITE		
	CPRBSNSR MSOD30 5V DBL KIT	*282FC9	197589006384	SENSOR MOUNTING KIT FOR CPRB, UNIVERSAL MSOD SENSOR, SENSOR DIMS TO 5 VDC, GLOSSY BLACK, KIT		
	CPRBSNSR MSOD7 0V DBL KIT	*28297R	196183812094	SENSOR MOUNTING KIT FOR CPRB, MINI LOW BAY SENSOR, SENSOR DIMS TO OFF, GLOSSY BLACK, KIT		
	CPRBSNSR MSOD7 0V DWH KIT	*282975	196183812001	SENSOR MOUNTING KIT FOR CPRB, MINI LOW BAY SENSOR, SENSOR DIMS TO OFF, WHITE, KIT		
	CPRBSNSR MSOD7 5V DBL KIT	*282F6T	197589005141	SENSOR MOUNTING KIT FOR CPRB, MINI LOW BAY SENSOR, SENSOR DIMS TO 5 VDC, GLOSSY BLACK, KIT		
	CPRBSNSR MSOD7 5V DWH KIT	*282F3P	197589004274	SENSOR MOUNTING KIT FOR CPRB, MINI LOW BAY SENSOR, SENSOR DIMS TO 5 VDC, WHITE, KIT		
	HC36 M12	*408275	784231021828	CHAIN HANGER SET (36IN LENGTH), MASTER PACK OF 12		
	IBAC120 M100	*163AMF	745975244904	120IN AIR CRAFT CABLE (ONE PAIR), MASTER PACK OF 100		
	IBAC60 M20	*212A2Y	753573094609	60IN AIRCRAFT CABLE, MASTER PACK OF 20		
	JEBL 12L 40K 80CRI WH	*264JLH	191848153840	LED ECONOMICAL ROUND BAY LIGHT, 12000LM, 4000K, 80 COLOUR RENDERING INDEX, WHITE FINISH		
	JEBL 12L 50K 80CRI WH	*2501PN	191848153901	LED ECONOMICAL ROUND BAY LIGHT, 12000LM, 5000K, 80 COLOUR RENDERING INDEX, WHITE FINISH		
	JEBL 18L 40K 80CRI WH	*2501PP	191848153895	LED ECONOMICAL ROUND BAY LIGHT, 18000LM, 4000K, 80 COLOUR RENDERING INDEX, WHITE FINISH		
	JEBL 18L 50K 80CRI WH	*2501PR	191848153888	LED ECONOMICAL ROUND BAY LIGHT, 18000LM, 5000K, 80 COLOUR RENDERING INDEX, WHITE FINISH		
	JEBL 24L 40K 80CRI WH	*2501PS	191848153918	LED ECONOMICAL ROUND BAY LIGHT, 24000LM NOMINAL, 4000K, 80 COLOUR RENDERING INDEX, WHITE FINISH		
	JEBL 24L 50K 80CRI WH	*2501PT	191848153956	LED ECONOMICAL ROUND BAY LIGHT, 24000LM NOMINAL, 5000K, 80 COLOUR RENDERING INDEX, WHITE FINISH		
	JEBL 30L 40K 80CRI WH	*2501PU	191848153925	LED ECONOMICAL ROUND BAY LIGHT, 30,000LM NOMINAL, 4000K, 80 COLOUR RENDERING INDEX, WHITE FINISH		
	JEBL 30L 50K 80CRI WH	*2501PV	191848153932	LED ECONOMICAL ROUND BAY LIGHT, 30,000LM NOMINAL, 5000K, 80 COLOUR RENDERING INDEX, WHITE FINISH		



Lithonia Lighting® Industrial

Product	Part Number	CI Code	UPC	Description	Contractor Select	DN Price
	JEBLDALR2 M4	*2501R1	191848154021	JEBL DIFFUSE ALUMINIUM REFLECTOR,MASTER PACK OF 4		
	JEBLPCLR2 M4	*2501R0	191848153987	JEBL CLEAR POLYCARBONATE REFLECTOR,MASTER PACK OF 4		
	STSL LATCH J10	*190C6X	745976578848	STAINLESS STEEL LATCHES,LATCH, JOB PACK OF 10		
	THUN J2	*308150	784231015469	TONG HANGER FOR USE WITH UN SERIES,JOB PACK OF 2		
	ZACVH M100	*209F4T	784231684313	AIRCRAFT CABLE WITH Y HANGER, 120IN,MASTER PACK OF 100		



Lithonia Lighting® Life Safety

Product	Part Number	CI Code	UPC	Description	Contractor Select	DN Price
	ECBRM W M6	*2681R8	194994431350	RUNNING MAN LED LIGHTBAR COMBO, THERMOPLASTIC,WHITE,MASTER PACK OF 6		
	ECRM W HO M6	*259RXS	193048251845	RUNNING MAN COMBO,LED, GREEN PANEL,WHITE,HIGH OUTPUT BATTERY,MASTER PACK OF 6		
	ECRM W M6	*259RSX	193048251746	RUNNING MAN COMBO,LED,GREEN PANEL,WHITE,MASTER PACK OF 6		
	EDGRM AL EL M6	*273WFV	194995841530	EDGE-LIT LED RUNNING MAN,ALUMINUM,EMERGENCY,MASTER PACK OF 6		
	EDGRM AL M6	*273WEW	194995841288	EDGE-LIT LED RUNNING MAN,ALUMINUM,MASTER PACK OF 6		
	EDGRM B EL M6	*273WG0	194995841585	EDGE-LIT LED RUNNING MAN,BLACK,EMERGENCY,MASTER PACK OF 6		
	EDGRM B M6	*273WFS	194995841486	EDGE-LIT LED RUNNING MAN,BLACK,MASTER PACK OF 6		
	EDGRM W EL M6	*273WFX	194995841523	EDGE-LIT LED RUNNING MAN,WHITE,EMERGENCY,MASTER PACK OF 6		
	EDGRM W M6	*273WFN	194995841493	EDGE-LIT LED RUNNING MAN,WHITE,MASTER PACK OF 6		
	ELM2L M12	*264E6T	191848091920	ELM2L,MASTER PACK OF 12		
	ELM4L	*263LRX	191723916287	ELM4L		
	ELM4L UVOLT	*2554CX	193047683159	ELM4L,120-347VAC		
	ELM4L UVOLT LTP EHO	*255SV1	193047777339	ELM4L,120-347VAC,LITHIUM IRON PHOSPHATE,EXTRA HIGH OUTPUT BATTERY		
	ELM4L UVOLT LTP EHO LLH	*2568CP	193047855556	ELM4L,120-347VAC,LITHIUM IRON PHOSPHATE,EXTRA HIGH OUTPUT BATTERY,LESS LAMP HEAD		
	ELM4L UVOLT LTP HO LLH	*2564X9	193047829915	ELM4L,120-347VAC,LITHIUM IRON PHOSPHATE,HIGH OUTPUT BATTERY,LESS LAMP HEAD		
	ELM6L UVOLT LTP EHO SDRT LLH	*255CXW	193047741378	ELM6L,120-347VAC,LITHIUM IRON PHOSPHATE,EXTRA HIGH OUTPUT BATTERY,SELF-DIAGNOSTIC & REMOTE TEST,LESS LAMP HEAD		
	ELM6L UVOLT LTP HO SDRT LLH	*2546E8	193047486415	ELM6L,120-347VAC,LITHIUM IRON PHOSPHATE,HIGH OUTPUT BATTERY,SELF-DIAGNOSTIC & REMOTE TEST,LESS LAMP HEAD		
	ELM6L UVOLT LTP SDRT	*263LTE	191723916454	ELM6L,120-347VAC,LITHIUM IRON PHOSPHATE,SELF-DIAGNOSTIC & REMOTE TEST		
	ELM6L UVOLT LTP SDRT LLH	*2520AR	191848733363	ELM6L,120-347VAC,LITHIUM IRON PHOSPHATE,SELF-DIAGNOSTIC & REMOTE TEST,LESS LAMP HEAD		
	ELMRE LP220L SGL M12	*254KAJ	193047558426	LED THERMOPLASTIC EMERGENCY REMOTE HEAD,SINGLE/TWIN/FIXED,110LM,1.2W, LINEAR PATTERN,SINGLE HEAD,MASTER PACK OF 12		
	ELMRE LP220L T M12	*254KE8	193047558938	LED THERMOPLASTIC EMERGENCY REMOTE HEAD,SINGLE/TWIN/FIXED,110LM,1.2W, LINEAR PATTERN,TWIN LAMP HEADS,MASTER PACK OF 12		



Lithonia Lighting® Life Safety

Product	Part Number	CI Code	UPC	Description	Contractor Select	DN Price
	ELMRW LP220L DDBTXD SGL	*266AC8	194994005353	ELMRW,110LM,1.2W, LINEAR PATTERN,DARK BRONZE TEXTURED,SINGLE HEAD		
	ELMRW LP220L DWHXD SGL	*266VEN	194994140863	ELMRW,110LM,1.2W, LINEAR PATTERN,WHITE,SINGLE HEAD		
	ELMRW SP640L DDBTXD SGL	*266AFJ	194994005995	ELMRW,320LM,3.3W, SPOT PATTERN,DARK BRONZE TEXTURED,SINGLE HEAD		
	ELMRW SP640L DDBTXD T	*266AFW	194994006107	ELMRW,320LM,3.3W, SPOT PATTERN,DARK BRONZE TEXTURED,TWIN LAMP HEADS		
	ELMRW SP640L DWHXD T	*266M2U	194994079088	ELMRW,320LM,3.3W, SPOT PATTERN,WHITE,TWIN LAMP HEADS		
	ELP EM336	*275SNT	196182262852	REPLACEMENT PART,REPLACEMENT PREPACK INCLUDES: (4) SNAP NUTS,(4) SNAP CAPS, (1) CANOPY,(1) CROSSBAR,(4) PM4 *20 SCREWS, (3) WIRE NUTS; (1) HOLE PLUG WHITE/ ALUMINUM, (1) HOLE PLUG BLACK		
	ELP EM337	*275VW7	196182288944	REPLACEMENT PART,REPLACEMENT PANEL PRE-PACK, INCLUDES: (4) SNAP NUTS,(4) SNAP CAPS,(2) RUNNING MAN NO ARROW,(2) RUNNING MAN W/ARROW,(1) BLANK PANEL		
	ERE W SGL RD M24	*263XHE	191848041314	REMOTE,WHITE,SINGLE HEAD,ROUND,MASTER PACK OF 24		
	ERE W SGL SQ M12	*2600MW	193048276008	REMOTE,WHITE,SINGLE HEAD,SQUARE,MASTER PACK OF 12		
	ERE W T SQ M12	*2600P6	193048276022	REMOTE,WHITE,TWIN LAMP HEADS,SQUARE,MASTER PACK OF 12		
	EU2C 120/347 M6	*267WTC	194994399094	LED, TWO-HEADED EMERGENCY UNIT, CALIFORNIA CERTIFIED,DUAL VOLTAGE,MASTER PACK OF 6		
	EU2C M6	*263X65	191848037188	LED, TWO-HEADED EMERGENCY UNIT, CALIFORNIA CERTIFIED,MASTER PACK OF 6		
	EXRM W EL M6	*259S23	193048252446	CANADIAN RUNNING MAN SIGN,WHITE,EMERGENCY,MASTER PACK OF 6		
	EXRM W M6	*259S21	193048252453	CANADIAN RUNNING MAN SIGN,WHITE,MASTER PACK OF 6		
	TCC RM 350L M4	*283ACM	197589214321	TCC,RUNNING MAN SIGN PANEL,GREEN, CANADA,350LM,MASTER PACK OF 4		
	TCC RM 750L M4	*283ACV	197589214369	TCC,RUNNING MAN SIGN PANEL,GREEN, CANADA,750LM,MASTER PACK OF 4		
	TCE RM EL M4	*283A6P	197589212952	TCE,RUNNING MAN SIGN PANEL,GREEN, CANADA,EMERGENCY,MASTER PACK OF 4		
	TCE RM M4	*2835GR	197589178692	TCE,RUNNING MAN SIGN PANEL,GREEN, CANADA,MASTER PACK OF 4		
	TCU 350L M4	*2767AM	196182367861	CHICAGO EMERGENCY STEEL UNIT,350LM,MASTER PACK OF 4		
	TCU 750L HO M4	*2767AT	196182367960	CHICAGO EMERGENCY STEEL UNIT,750LM,HIGH OUTPUT BATTERY,MASTER PACK OF 4		
	TCU 750L M4	*2767AS	196182367922	CHICAGO EMERGENCY STEEL UNIT,750LM,MASTER PACK OF 4		



nLight® nLight AIR

Product	Part Number	CI Code	UPC	Description	Contractor Select	DN Price
	RCMS PDT 10 G2	*262P7H	191723710861	NETWORKED NLIGHT AIR OCCUPANCY AND DAYLIGHT SENSOR,PASSIVE DUAL TECHNOLOGY,LARGE MOTION / EXTENDED RANGE 360° LENS,GENERATION TWO		
	RCMS PDT 9 G2	*262P7A	191723710809	NETWORKED NLIGHT AIR OCCUPANCY AND DAYLIGHT SENSOR,PASSIVE DUAL TECHNOLOGY,SMALL MOTION / STANDARD RANGE 360° LENS,GENERATION TWO		
	RPODBA 2P DX WH G2	*25927M	193048163438	NLIGHT PRESET WALL CONTROL,2-POLE,RAISE/LOWER DIMMING,WHITE,GENERATION TWO		
	RPODBA 4S WH G2	*2628VU	193048546255	NLIGHT PRESET WALL CONTROL,4 SCENE CONTROL,WHITE,GENERATION TWO		
	RPODBA DX WH G2	*2592TU	193048167931	NLIGHT PRESET WALL CONTROL,RAISE/LOWER DIMMING,WHITE,GENERATION TWO		
	RPODBA WH G2	*26192E	193048445107	NLIGHT PRESET WALL CONTROL,WHITE,GENERATION TWO		
	RPP PCD EFP G2	*277KFJ	196182688416	NLIGHT AIR PHASE DIMMING MODULE,PHASE CONTROL DIMMING,EXTERNAL FAULT PROTECTION,GENERATION TWO		
	RPP PCD EM EFP G2	*278A89	196182873027	NLIGHT AIR PHASE DIMMING MODULE,PHASE CONTROL DIMMING,EMERGENCY OPERATION,EXTERNAL FAULT PROTECTION,GENERATION TWO		
	RPP20 D 24V EFP UVOLT G2	*2592NS	193048166897	NLIGHT AIR POWER/RELAY PACK, NETWORKED VERSION,DIMMING,24 VOLT OUTPUT,EXTERNAL FAULT PROTECTION,120-480V,GENERATION TWO		
	RPP20 D 24V ER EFP UVOLT G2	*2592UT	193048168228	NLIGHT AIR POWER/RELAY PACK, NETWORKED VERSION,DIMMING,24 VOLT OUTPUT,UL924 EMERGENCY OPERATION,EXTERNAL FAULT PROTECTION,120-480V,GENERATION TWO		
	RPP20 D EFP G2	*2583HK	193048057300	NLIGHT AIR POWER/RELAY PACK, NETWORKED VERSION,DIMMING,EXTERNAL FAULT PROTECTION,GENERATION TWO		
	RPP20 DS 24V ER EFP UVOLT G2	*2592VS	193048168464	NLIGHT AIR POWER/RELAY PACK, NETWORKED VERSION,DIMMING SIDE OUTPUT,24 VOLT OUTPUT,UL924 EMERGENCY OPERATION,EXTERNAL FAULT PROTECTION,120-480V,GENERATION TWO		
	RPP20 EFP CP G2	*2583L5	193048058086	NLIGHT AIR POWER/RELAY PACK, NETWORKED VERSION,EXTERNAL FAULT PROTECTION,CHICAGO PLENUM,GENERATION TWO		
	RPP20 EFP UVOLT G2	*2592XW	193048169096	NLIGHT AIR POWER/RELAY PACK, NETWORKED VERSION,EXTERNAL FAULT PROTECTION,120-480V,GENERATION TWO		



nLight® nLight Wired

Product	Part Number	CI Code	UPC	Description	Contractor Select	DN Price
	NBRG 8 KIT	*205LLN	784231075357	NLIGHT BRIDGE,8 PORTS,KIT		
	NCM 10 RJB	*229Y2N	888791703092	LOW VOLTAGE CEILING MOUNT SENSOR,LARGE MOTION / EXTENDED RANGE 360° LENS,REAR RJ-45 PORTS		
	NCM 6 RJB	*230CET	888791720778	LOW VOLTAGE CEILING MOUNT SENSOR,HIGH BAY 360° LENS,REAR RJ-45 PORTS		
	NCM ADCX RJB	*230CEY	888791720822	LOW VOLTAGE CEILING MOUNT SENSOR, PHOTOCONTROL W/ AUTO DIMMING;NO WIRES,REAR RJ-45 PORTS		
	NCM PDT 10 ADCX RJB	*232AW6	745971293395	LOW VOLTAGE CEILING MOUNT SENSOR,PASSIVE DUAL TECHNOLOGY,LARGE MOTION / EXTENDED RANGE 360° LENS,PHOTOCONTROL W/ AUTO DIMMING; 0-10V OUTPUT PROVIDED BY OTHER DEVICE(S),REAR RJ-45 PORTS		
	NCM PDT 10 RJB	*230CEP	888791720754	LOW VOLTAGE CEILING MOUNT SENSOR, PASSIVE DUAL TECHNOLOGY,LARGE MOTION / EXTENDED RANGE 360° LENS,REAR RJ-45 PORTS		
	NCM PDT 9 ADCX RJB	*232AA3	745971280227	LOW VOLTAGE CEILING MOUNT SENSOR,PASSIVE DUAL TECHNOLOGY,SMALL MOTION / STANDARD RANGE 360° LENS,PHOTOCONTROL W/ AUTO DIMMING; 0-10V OUTPUT PROVIDED BY OTHER DEVICE(S),REAR RJ-45 PORTS		
	NCM PDT 9 RJB	*230CER	888791720761	LOW VOLTAGE CEILING MOUNT SENSOR, PASSIVE DUAL TECHNOLOGY,SMALL MOTION / STANDARD RANGE 360° LENS,REAR RJ-45 PORTS		
	NCOMKIT G2	*2739WU	194995702381	NLIGHT COMMISSIONING KIT,GENERATION TWO		
	NECY 347 REMR ENC NW SEP	*282GH7	197589015744	NLIGHT ECLYPSE,347V,REMOTE CONNECTIVITY ENABLED + RELAY,ENCLOSURE FOR NLIGHT ECLYPSE,NO WI-FI,SINGLE ETHERNET PORT		
	NECY MVOLT BAC ENC AIR	*2653LR	193048801842	NLIGHT ECLYPSE,120-277V,BACNET,ENCLOSURE FOR NLIGHT ECLYPSE,AIR		
	NECYD NLTAIR G2	*263L26	191723907728	ADAPTER,NLIGHT AIR,GENERATION TWO		
	NIO 1S	*214YEK	753573525660	NLIGHT DEVICE,CONTACT CLOSURE INPUT		
	NIO BT	*234GEM	889804278217	NLIGHT DEVICE,BLUETOOTH LOW ENERGY COMMUNICATION MODULE		
	NPOD TOUCH WH	*265R4E	193048165432	LOW VOLTAGE WALLPOD,TOUCHSCREEN WALL CONTROL,WHITE		
	NPODA KEY WH	*276CUX	196182402906	WALLPOD,DIGITAL KEYSWITCH,WHITE		







nLight® nLight Wired

Product	Part Number	CI Code	UPC	Description	Contractor Select	DN Price
	NPODM DX WH	*204V9V	745977903502	LOW VOLTAGE PUSH-BUTTON WALLPOD, RAISE/LOWER DIMMING WITHOUT WIRES, WHITE		
	NPODM WH	*204V9P	745977901355	LOW VOLTAGE PUSH-BUTTON WALLPOD, WHITE		
	NPODMA 2P DX WH	*2592TX	193048167962	NLIGHT WIRED AESTHETIC WALLPOD, 2-POLE, RAISE/LOWER DIMMING, WHITE		
	NPODMA 4P DX WH	*2617WE	193048435306	NLIGHT WIRED AESTHETIC WALLPOD, FOUR POLE, RAISE/LOWER DIMMING, WHITE		
	NPODMA 4S DX WH	*25920N	193048162134	NLIGHT WIRED AESTHETIC WALLPOD, 4 SCENE CONTROL, RAISE/LOWER DIMMING, WHITE		
	NPODMA DX WH	*2592TS	193048167894	NLIGHT WIRED AESTHETIC WALLPOD, RAISE/LOWER DIMMING, WHITE		
	NPODMA WH	*2617W7	193048435290	NLIGHT WIRED AESTHETIC WALLPOD, WHITE		
	NPP PCD EFP	*277KFH	196182688409	NPP SERIES FUSES, PHASE CONTROL DIMMING, EXTERNAL FAULT PROTECTION		
	NPP PCD ER EFP	*278A85	196182873003	NPP SERIES FUSES, PHASE CONTROL DIMMING, UL924 EMERGENCY OPERATION, EXTERNAL FAULT PROTECTION		
	NPP16 D EFP	*265LYJ	193047356800	POWER/RELAY PACK, OCCUPANCY CONTROLLED DIMMING, EXTERNAL FAULT PROTECTION		
	NPP16 D EFP 347	*265M3J	193047394475	POWER/RELAY PACK, OCCUPANCY CONTROLLED DIMMING, EXTERNAL FAULT PROTECTION, 347 VAC		
	NPP16 D EFP SA	*265LYN	193047358095	POWER/RELAY PACK, DIMMING, EXTERNAL FAULT PROTECTION, VACANCY (DEFAULT) OR AUTO-ON		
	NPP16 D ER EFP	*265LYK	193047356824	POWER/RELAY PACK, DIMMING, UL924 EMERGENCY OPERATION, EXTERNAL FAULT PROTECTION		
	NPP16 D ER EFP 347	*265M3M	193047394581	POWER/RELAY PACK, DIMMING, UL924 EMERGENCY OPERATION, EXTERNAL FAULT PROTECTION, 347V		
	NPP16 DS EFP 347	*2550XK	193047658126	POWER/RELAY PACK, DIMMING SIDE OUTPUT, EXTERNAL FAULT PROTECTION, 347V		
	NPP16 DS ER EFP 347	*2550XN	193047658195	POWER/RELAY PACK, DIMMING SIDE OUTPUT, UL924 EMERGENCY OPERATION, EXTERNAL FAULT PROTECTION, 347V		
	NPP16 EFP	*265LYP	193047358101	POWER/RELAY PACK, EXTERNAL FAULT PROTECTION		





nLight® nLight Wired

Product	Part Number	CI Code	UPC	Description	Contractor Select	DN Price
	NPS 80	*200YCH	745977225307	POWER SUPPLY,80 MA		
	NPS 80 347	*212PJR	753573183822	POWER SUPPLY,80 MA,347V		
	NSP5 PCD ELV 120	*213JFM	753573289197	SECONDARY RELAY PACK,PHASE CONTROL DIMMING,ELECTRONIC LOW VOLTAGE,120V		
	NWSXA PDT LV DX WH	*267X37	194994401629	AESTHETIC WALL SWITCH OCCUPANCY SENSOR,PASSIVE DUAL TECHNOLOGY,LOW VOLTAGE,RAISE/LOWER DIMMING,WHITE		
	NWSXA PDT LV WH	*268L9A	194994566748	AESTHETIC WALL SWITCH OCCUPANCY SENSOR,PASSIVE DUAL TECHNOLOGY,LOW VOLTAGE,WHITE		
	NWW PDT 16	*184MCF	745975921966	LOW VOLTAGE CORNER MOUNT SENSOR,PASSIVE DUAL TECHNOLOGY,16		
	NWW PDT 16 KIT	*220TR1	820476326455	LOW VOLTAGE CORNER MOUNT SENSOR,PASSIVE DUAL TECHNOLOGY,16,KIT		

Lithonia Lighting® Standalone Controls

Product	Part Number	CI Code	UPC	Description	Contractor Select	DN Price
	CPRBSNSR MSOD30 0V DBL KIT	*282FC6	197589006353	SENSOR MOUNTING KIT FOR CPRB,UNIVERSAL MSOD SENSOR,SENSOR DIMS TO OFF,GLOSSY BLACK,KIT		
	CPRBSNSR MSOD30 0V DWH KIT	*282FC0	197589006292	SENSOR MOUNTING KIT FOR CPRB,UNIVERSAL MSOD SENSOR,SENSOR DIMS TO OFF,WHITE,KIT		
	CPRBSNSR MSOD30 5V DWH KIT	*282FC1	197589006308	SENSOR MOUNTING KIT FOR CPRB,UNIVERSAL MSOD SENSOR,SENSOR DIMS TO 5 VDC,WHITE,KIT		

nLight® Standalone Controls

Product	Part Number	CI Code	UPC	Description	Contractor Select	DN Price
	SPODMRA MWO D WH	*269HG6	194994788584	AESTHETIC DIMMING SWITCH-POD,MULTI-WAY OPTION,DIMMING,WHITE		








Sensor Switch® Standalone Controls


Product	Part Number	CI Code	UPC	Description	Contractor Select	DN Price
	CM 9	*184CGW	745975808304	CEILING MOUNT SENSOR,SMALL MOTION / STANDARD RANGE 360° LENS		
	CM PDT 10	*184CGY	745975808243	CEILING MOUNT SENSOR - LOW VOLTAGE,PASSIVE DUAL TECHNOLOGY,LARGE MOTION / EXTENDED RANGE 360° LENS		
	CM PDT 9	*184CGX	745975808229	CEILING MOUNT SENSOR - LOW VOLTAGE,PASSIVE DUAL TECHNOLOGY,SMALL MOTION / STANDARD RANGE 360° LENS		
	CMR 10	*184CH0	745975808250	CEILING MOUNT SENSOR,LARGE MOTION / EXTENDED RANGE 360° LENS		
	CMR 9	*184CH2	745975808281	CEILING MOUNT SENSOR,SMALL MOTION / STANDARD RANGE 360° LENS		
	CMR PDT 10	*184CHC	745975809530	CEILING MOUNT SENSOR - LINE VOLTAGE,PASSIVE DUAL TECHNOLOGY,LARGE MOTION / EXTENDED RANGE 360° LENS		
	CMR PDT 9	*184CHA	745975809448	CEILING MOUNT SENSOR - LINE VOLTAGE,PASSIVE DUAL TECHNOLOGY,SMALL MOTION / STANDARD RANGE 360° LENS		
	LSXR 610	*219EJ9	820476095115	FIXTURE MOUNT INTERCHANGEABLE LENS SENSOR,HIGH BAY 360° LENS & LARGE MOTION / EXTENDED RANGE 360° LENS		
	PP20	*184CHH	745975809592	POWER PACK		
	SPODMRD WH	*235YC9	889804540314	WALL SWITCH DIMMER,WHITE		
	WPD WH	*2675LV	194994217374	WALL PHASE DIMMER,WHITE		
	WSX PDT D WH	*235YAJ	889804540079	WALL SWITCH SENSOR,PASSIVE DUAL TECHNOLOGY,DIMMING,WHITE		
	WSX PDT WH	*216RF3	753573767510	WALL SWITCH SENSOR,PASSIVE DUAL TECHNOLOGY,WHITE		
	WSX WH	*216RF4	753573767527	WALL SWITCH SENSOR,WHITE		
	WSXA MWO PDT D WH	*2682H0	194994436997	WALL SWITCH SENOR - LINE VOLTAGE,MULTI-WAY OPTION,PASSIVE DUAL TECHNOLOGY,DIMMING,WHITE		
	WSXA MWO PDT WH	*2685RN	194994463078	WALL SWITCH SENOR - LINE VOLTAGE,MULTI-WAY OPTION,PASSIVE DUAL TECHNOLOGY,WHITE		
	WSXA PDT D WH	*268UJN	194994626220	WALL SWITCH SENOR - LINE VOLTAGE,PASSIVE DUAL TECHNOLOGY,DIMMING,WHITE		



Sensor Switch® Standalone Controls

Product	Part Number	CI Code	UPC	Description	Contractor Select	DN Price
	WSXA PDT SA WH	*268UHJ	194994625919	WALL SWITCH SENOR - LINE VOLTAGE,PASSIVE DUAL TECHNOLOGY,VACANCY (DEFAULT) OR AUTO-ON,WHITE		
	WSXA PDT WH	*268UH8	194994625827	WALL SWITCH SENOR - LINE VOLTAGE,PASSIVE DUAL TECHNOLOGY,WHITE		
	WSXA WH	*268UHA	194994625902	WALL SWITCH SENOR - LINE VOLTAGE,WHITE		
	CMR PDT 9 347	*184FFL	745975864744	CEILING MOUNT SENOR - LINE VOLTAGE,PASSIVE DUAL TECHNOLOGY,SMALL MOTION / STANDARD RANGE 360° LENS,347V		
	MP20	*184CHG	745975809585	MINI POWER PACK		
	PP16X EFP 347	*2584WN	193048068306	POWER PACK ZERO CROSS,EXTERNAL FAULT PROTECTION,347V		
	SPODMA D WH	*268UPH	194994627661	WALL SWITCH,DIMMING,WHITE		
	SPODMA WH	*266X91	194994156826	WALL SWITCH,WHITE		
	SPODMRA D WH	*268TX9	194994621188	AESTHETIC DIMMING SWITCH-POD,DIMMING,WHITE		
	SPODMRA MWO D IV	*269VCR	194994879534	AESTHETIC DIMMING SWITCH-POD, MULTI-WAY OPTION,DIMMING,IVORY		
	WSX 347 WH	*219UX4	820476190605	WALL SWITCH SENSOR,347V,WHITE		
	WSXA MWO IV	*27041A	194994938071	WALL SWITCH SENOR - LINE VOLTAGE, MULTI-WAY OPTION,IVORY		
	WSXA PDT 347 WH	*270LR6	194995056552	WALL SWITCH SENOR - LINE VOLTAGE,PASSIVE DUAL TECHNOLOGY,347V,WHITE		

eldoLED® Field Programmable Drivers

Product	Part Number	CI Code	UPC	Description	Contractor Select	DN Price
	OTI 50W 347V 1A4 1DIM AUX DIM-1 J10	*2743YU	4052899492820	OPTOTRONIC INTELLIGENT,50W,347V,1400MA,0-10V DIM,AUX,DIM-1,JOB PACK OF 10		
	OTI 50W 347V 1A4 1DIM DIM-1 J10	*2743YX	4052899492899	OPTOTRONIC INTELLIGENT,50W,347V,1400MA,0-10V DIM,DIM-1,JOB PACK OF 10		

ACULUX

AEL American Electric Lighting

a·light

ATRIUS

cyclone

DISTECH CONTROLS

DTL DARK TO LIGHT

eldoLED

EUREKA

gotham

HEALTHCARE LIGHTING

HOLOPHANE

HYDREL

indy

IOTA

juno

LITHONIA LIGHTING

Luminaire led

LUMINIS

MARK ARCHITECTURAL LIGHTING

nLIGHT

Pathway Connectivity Solutions

Peerless

RELOC wireless solutions

sensorswitch

verjure

AcuityBrands

One Lithonia Way, Conyers, Georgia 30012 | Phone: 800.705.SERV (7378) | www.acuitybrands.ca
©2023-2024 Acuity Brands, Inc. All rights reserved. | AB_1645464_0524